RESIDENTIAL FLAT BUILDING

4+8 CHERRY STREET WARRAWEE



NORTHWEST VIEW - PREPARED BY LUDA STUDIOS

DRAWING LIST

SHEET	DRAWING TITLE	REV
DA001	COVER SHEET	A
DA002	COMPLIANCE SHEET	D
DA003	BASIX COMMITMENTS SHEET 1/2	A
DA004	BASIX COMMITMENTS SHEET 2/2	A
DA005	PHOTOMONTAGE	A
DA006	PHOTOMONTAGE	A
DA100	SITE ANALYSIS PLAN - EXISTING	A
DA101	SITE ANALYSIS PLAN - PROPOSED	B
DA102	SITE PHOTOS	A
DA103	SITE PLAN	A
DA200	BASEMENT 3 PLAN	E
DA201	BASEMENT 2 PLAN	D
DA202	BASEMENT 1 PLAN	E
DA203	GROUND LEVEL PLAN	H
DA204	LEVEL 1 PLAN	H
DA205	LEVEL 2-3 PLAN	F
DA206	LEVEL 4 PLAN	G
DA207	LEVEL 5-7 PLAN	G
DA208	LEVEL 8 PLAN	G
DA209	ROOF PLAN	E
DA300	ELEVATIONS SOUTH	D
DA301	ELEVATIONS NORTH	E
DA302	ELEVATIONS EAST	F
DA303	ELEVATIONS WEST	E
DA304	STREET ELEVATION	B
DA310	SECTION A	C
DA311	SECTION B	C
DA312	SECTION C	B
DA320	FACADE DETAIL A	A
DA321	FACADE DETAIL B	A
DA322	FACADE DETAIL C	A
DA400	FSR CALCULATIONS	F
DA401	CROSS VENTILATION DIAGRAMS	A
DA402	DEEP SOIL PLAN	E
DA403	HEIGHT PLANE DIAGRAM	D
DA404	SETBACK PLANS	A
DA405	SITE COVERAGE PLAN	D
DA406	COMMUNAL OPEN SPACE PLAN	A
DA407	ENVIRONMENTAL SITE MANAGEMENT PLAN	A
DA408	EXCAVATION PLAN	A
DA409	BUILDING SEPARATION DIAGRAM	A
DA500	SOLAR ACCESS DIAGRAMS - EXISTING NEIGHBOURS	C
DA501	SUN EYE DIAGRAMS - EXISTING NEIGHBOURS	C
DA502	SOLAR ACCESS DIAGRAMS - FUTURE NEIGHBOURS	A
DA503	SUN EYE DIAGRAMS - FUTURE NEIGHBOURS	A
DA504	SHADOW DIAGRAMS - EXISTING NEIGHBOURS	A
DA506	2 CHERRY STREET SHADOW ELEVATIONS	B
DA600	MATERIALS & FINISHES	A
DA700	WINDOW SCHEDULE	B
DA701	WINDOW SCHEDULE	B

No.	Date	Description
A	10/07/2025	FINAL COORDINATION

Amendments

GILES TRIBE

Level 1, 1 Chandos Street
St Leonards 2065 NSW AUSTRALIA

t: 61 2 9264 5005
e: gta@gilestribe.com.au

Giles Tribe Pty Ltd ABN 50 001259 507

Nominated Architects: Mark G Broadley [5823] Victor Schneider [11157]

Verify all dimensions on site prior to commencement of work.
Refer all discrepancies to the Architect for determination.
Use figured dimensions in preference to scaling.
This drawing is copyright and must not be retained, copied or used without the written consent of Giles Tribe Architects.

Project:

RESIDENTIAL FLAT BUILDING
4+8 CHERRY ST

WARRAWEE

Drawing:

COVER SHEET

Status:

DA SUBMISSION

Scale:		Job No.	Drawing No.	Rev.
Sheet Size:	A1	25025	DA001	A
Date:	13/05/2025			
Drawn:	OT	Reviewed	VS	

C:\Users\olivia\Documents\25025 - 4+8 Cherry St, Warrawee_OPTION 5_Olivia.ThompsonASRYQ.rvt

UNIT SCHEDULE										
UNIT	BEDROOM	TYPE	AREA	POS	ST - UNIT	ST - BASEMENT	SOLAR - LIV	SOLAR - POS	X-VENT	AFH
UG01	3 BED + MPR	SILVER	140.8 m²	24.60	7.73 m³	5.00 m³	✓	✓	✓	
UG02	3 BED	PLATINUM	117.5 m²	19.40	5.54 m³	5.00 m³	✓	✓	✓	
UG03	4 BED	SILVER	144.5 m²	15.60	5.44 m³	5.00 m³	✓	✓	✓	
UG04	2 BED + STUDY	PLATINUM	100.6 m²	15.60	5.71 m³	5.00 m³	NONE	X	X	
UG05	3 BED	SILVER	132.1 m²	17.70	9.93 m³	5.00 m³	LESS THAN 2HR	X	✓	
UG06	3 BED	SILVER	133.4 m²	15.00	8.09 m³	5.00 m³	LESS THAN 2HR	✓	✓	
U101	3 BED + MPR	SILVER	150.9 m²	24.60	12.00 m³	5.00 m³	✓	✓	✓	
U102	3 BED	PLATINUM	118.6 m²	19.40	5.54 m³	5.00 m³	✓	✓	✓	
U103	2 BED	SILVER	89.6 m²	12.10	4.09 m³	5.00 m³	✓	✓	✓	
U104	2 BED	SILVER	91.4 m²	12.10	4.09 m³	5.00 m³	✓	✓	✓	✓
U105	STUDIO BED	SILVER	37.0 m²	7.20	2.67 m³	5.00 m³	NONE	X	X	✓
U106	2 BED	SILVER	86.0 m²	11.70	5.48 m³	5.00 m³	NONE	X	X	✓
U107	3 BED	SILVER	118.7 m²	19.50	9.42 m³	5.00 m³	LESS THAN 2HR	✓	✓	
U108	3 BED + MPR	SILVER	154.1 m²	19.50	9.94 m³	5.00 m³	✓	✓	✓	
U201	3 BED + MPR	SILVER	150.9 m²	24.60	12.00 m³	5.00 m³	✓	✓	✓	
U202	3 BED	PLATINUM	118.6 m²	19.40	5.54 m³	5.00 m³	✓	✓	✓	
U203	2 BED	SILVER	89.6 m²	12.10	4.09 m³	5.00 m³	✓	✓	✓	
U204	2 BED	SILVER	91.4 m²	12.10	4.09 m³	5.00 m³	✓	✓	✓	✓
U205	STUDIO BED	SILVER	37.0 m²	7.20	2.67 m³	5.00 m³	NONE	X	X	✓
U206	2 BED	SILVER	86.0 m²	11.70	5.48 m³	5.00 m³	NONE	X	X	✓
U207	3 BED	SILVER	118.7 m²	19.50	9.42 m³	5.00 m³	LESS THAN 2HR	✓	✓	
U208	3 BED + MPR	SILVER	154.1 m²	19.50	9.94 m³	5.00 m³	✓	✓	✓	
U301	3 BED + MPR	SILVER	150.9 m²	24.60	12.00 m³	5.00 m³	✓	✓	✓	
U302	3 BED	PLATINUM	118.6 m²	19.40	5.54 m³	5.00 m³	✓	✓	✓	
U303	2 BED	SILVER	89.6 m²	12.10	4.09 m³	5.00 m³	✓	✓	✓	
U304	2 BED	SILVER	91.4 m²	12.10	4.09 m³	5.00 m³	✓	✓	✓	✓
U305	STUDIO BED	SILVER	37.0 m²	7.20	2.67 m³	5.00 m³	NONE	X	X	✓
U306	2 BED	SILVER	86.0 m²	11.70	5.48 m³	5.00 m³	NONE	X	X	✓
U307	3 BED	SILVER	118.7 m²	19.50	9.42 m³	5.00 m³	LESS THAN 2HR	✓	✓	
U308	3 BED + MPR	SILVER	154.1 m²	19.50	9.94 m³	5.00 m³	✓	✓	✓	
U401	3 BED	SILVER	121.2 m²	18.80	7.61 m³	5.00 m³	✓	✓	✓	
U402	3 BED	PLATINUM	118.6 m²	19.40	5.54 m³	5.00 m³	✓	✓	✓	
U403	1 BED	SILVER	63.0 m²	15.00	3.12 m³	5.00 m³	✓	✓	✓	✓
U404	3 BED + STUDY	SILVER	135.4 m²	15.00	7.57 m³	5.00 m³	✓	✓	✓	
U405	3 BED	SILVER	124.5 m²	21.00	7.45 m³	5.00 m³	LESS THAN 2HR	✓	✓	
U406	3 BED	SILVER	120.0 m²	21.00	5.03 m³	5.00 m³	✓	✓	✓	
U501	3 BED	SILVER	121.2 m²	18.80	7.61 m³	5.00 m³	✓	✓	✓	
U502	3 BED	PLATINUM	118.6 m²	19.40	5.54 m³	5.00 m³	✓	✓	✓	
U503	1 BED	SILVER	63.0 m²	15.00	3.12 m³	5.00 m³	✓	✓	✓	✓
U504	3 BED + STUDY	SILVER	135.4 m²	15.00	7.57 m³	5.00 m³	✓	✓	✓	
U505	3 BED	SILVER	124.5 m²	20.70	7.45 m³	5.00 m³	LESS THAN 2HR	✓	✓	
U506	3 BED	SILVER	120.0 m²	20.70	5.03 m³	5.00 m³	✓	✓	✓	
U601	3 BED	SILVER	121.2 m²	18.80	7.61 m³	5.00 m³	✓	✓	✓	
U602	3 BED	PLATINUM	118.6 m²	19.40	5.54 m³	5.00 m³	✓	✓	✓	
U603	1 BED	SILVER	63.0 m²	15.00	3.12 m³	5.00 m³	✓	✓	✓	✓
U604	3 BED + STUDY	SILVER	135.4 m²	15.00	7.57 m³	5.00 m³	✓	✓	✓	
U605	3 BED	SILVER	124.5 m²	20.70	7.45 m³	5.00 m³	LESS THAN 2HR	✓	✓	
U606	3 BED	SILVER	120.0 m²	20.70	5.03 m³	5.00 m³	✓	✓	✓	
U701	3 BED	SILVER	121.2 m²	18.80	7.61 m³	5.00 m³	✓	✓	✓	
U702	3 BED	PLATINUM	118.6 m²	19.40	5.54 m³	5.00 m³	✓	✓	✓	
U703	1 BED	SILVER	63.0 m²	15.00	3.12 m³	5.00 m³	✓	✓	✓	✓
U704	3 BED + STUDY	SILVER	135.4 m²	15.00	7.57 m³	5.00 m³	✓	✓	✓	
U705	3 BED	SILVER	124.5 m²	20.70	7.45 m³	5.00 m³	LESS THAN 2HR	✓	✓	
U706	3 BED	SILVER	120.0 m²	20.70	5.03 m³	5.00 m³	✓	✓	✓	
U801	3 BED + MPR	SILVER	180.8 m²	39.80	6.31 m³	5.00 m³	✓	✓	✓	

COMPLIANCE SUMMARY

- SITE AREA — 2672 SQM

- TOTAL NO. OF UNITS — 55
  - a. STUDIO — 3 (3 no. ARE IAH UNITS)
  - b. 1 BED — 4 (4 no. ARE IAH UNITS)
  - c. 2 BED — 10 (6 no. ARE IAH UNITS)
  - d. 3 BED — 37
  - e. 4 BED — 1

- MAXIMUM BUILDING HEIGHT
  - LMR ALLOWABLE — 22.0m (6 STOREYS)
  - LMR + IAH (30% BONUS) ALLOWABLE — **28.6m**

- FSR / GFA
  - a. LMR / GFA ALLOWABLE — 2.2:1 / 5878.4 SQM
  - b. LMR+IAH (30% BONUS) / GFA ALLOWABLE — 2.86:1 / 7641.92 SQM
  - c. LMR+IAH (30% BONUS) / PROPOSED — **2.68:1 / 7159.2 SQM**

- INFILL AFFORDABLE HOUSING (IAH)
  - a. REQUIRED — 1146.3 SQM (MIN.15% OF LMR+IAH ALLOWABLE GFA)
  - b. PROPOSED — **1155.4 SQM (15%) - 13 UNITS**

- LIVABLE HOUSING (ADG)
  - a. SILVER LEVEL
    - REQUIRED — 11 UNITS (20%)
    - PROPOSED — **46 UNITS (83.64%)**
  - b. PLATINUM LEVEL
    - REQUIRED — 0 UNITS (0%)
    - PROPOSED — **9 UNITS (16.36%)**

- LIVABLE HOUSING (KDCP)
  - a. SILVER LEVEL
    - REQUIRED — 46.75 UNITS (85%)
    - PROPOSED — **46 UNITS (83.64%)**
  - b. PLATINUM LEVEL
    - REQUIRED — 8.25 UNITS (15%)
    - PROPOSED — **9 UNITS (16.36%)**

- CROSS VENTILATION (ADG)
  - a. REQUIRED — 33 UNITS (MIN. 60%)
  - b. PROPOSED — **48 UNITS (87%)**

- DEEP SOIL (ADG) - 6m MINIMUM
  - a. REQUIRED — 187.04 SQM (MIN. 7%)
  - b. PROPOSED — **348.2 SQM (13%)**

- DEEP SOIL (SEPP HOUSING 2021 & LMR TREE CANOPY GUIDE) - 3m MIN.
  - a. REQUIRED — 400.8 SQM (MIN. 15%) - ENHANCED
  - b. PROPOSED — **429.6 SQM (16%)**

- DEEP SOIL (KDCP) - 2m MINIMUM
  - a. REQUIRED — 1336 SQM (MIN. 50%)
  - b. PROPOSED — **657.6 SQM (25%)**

- LANDSCAPE (SEPP HOUSING 2021, AFFORDABLE HOUSING)
  - a. REQUIRED — 801.6 SQM (MIN. 30% OF SITE)
  - b. PROPOSED — **975.9 SQM (36.5% OF SITE)**

- SOLAR ACCESS SUMMARY (ADG)
  - a. 2HR MIN. DIRECT SOLAR ACCESS UNITS
    - REQUIRED — 39 UNITS (MIN. 70%)
    - PROPOSED — **39 UNITS (70%)**
  - b. NO DIRECT SOLAR UNITS
    - ALLOWABLE — 8 UNITS (MAX. 15%)
    - PROPOSED — **7 UNITS (13%)**

- PARKING SUMMARY (SEPP HOUSING 2021, AFFORDABLE HOUSING)

  a. IAH UNITS
  - 3no. STUDIO (x 0.4) — 1.2 spaces
  - 4no. 1 BED (x 0.4) — 1.6 spaces
  - 6no. 2 BED (x 0.5) — 3.0 spaces
  - TOTAL REQUIRED — 5.8 spaces
  - **TOTAL PROVIDED** — **6 spaces**

  b. NON - IAH UNITS
  - 0no. STUDIO (x 0.5) — 0.0 spaces
  - 0no. 1 BED (x 0.5) — 0.0 spaces
  - 4no. 2 BED (x 1.0) — 4.0 spaces
  - 38no. 3+ BED (x 1.5) — 57.0 spaces
  - TOTAL REQUIRED — 61.0 spaces
  - **TOTAL PROVIDED** — **70 spaces**

  c. VISITOR (KDCP)
  - REQUIRED — 9.2 (1 PER 6 UNITS)
  - PROPOSED — 10 (INCL. 1 ACCESSIBLE)

  d. CARSHARE (KDCP)
  - REQUIRED — 1 (1 PER 90 UNITS)
  - **PROPOSED** — **1**

  TOTAL REQUIRED — 77 spaces
  TOTAL PROPOSED — **87 spaces**

  a. BICYCLES (KDCP)
  - RESIDENTIAL
    1. REQUIRED — 55 (1 PER UNIT)
    2. PROPOSED — **55**
  - VISITOR
    1. REQUIRED — 5.5 (1 PER 10 UNITS)
    2. PROPOSED — **6**

  TOTAL REQUIRED — 61
  TOTAL PROPOSED — **61**

No.	Date	Description
D	10/07/2025	FINAL COORDINATION
C	03/07/2025	ISSUE FOR INFORMATION
B	27/06/2025	LANDSCAPE, TRAFFIC & SERVICES COORDINATION
A	13/06/2025	PRELIMINARY DA

Amendments

GILES TRIBE
Level 1, 1 Chandos Street
St Leonards 2065 NSW AUSTRALIA
t: 61 2 9264 5005
e: gtal@gilestribe.com.au
Giles Tribe Pty Ltd ABN 50 001259 507
Nominated Architects: Mark G Broadley [5823] Victor Schneider [11157]

Verify all dimensions on site prior to commencement of work.
Refer all discrepancies to the Architect for determination.
Use figured dimensions in preference to scaling.
This drawing is copyright and must not be retained, copied or used without the written consent of Giles Tribe Architects.

Project:
RESIDENTIAL FLAT BUILDING
4+8 CHERRY ST

WARRAWEE

Drawing:
COMPLIANCE SHEET

Status:
DA SUBMISSION

Scale:
Sheet Size: A1
Date: 13/05/2025
Drawn: OT
Job No. 25025
Drawing No. DA002 D
Rev. D
Reviewed: VS

C:\Users\olivia\Documents\25025_4+8 Cherry St, Warrawee_OPTION 5_Olivia.Thompson.rvt

BASIX™ Certificate

Building Sustainability Index
www.planningportal.nsw.gov.au/development-and-assessment/basix

Multi Dwelling

Certificate number: 1803843M

This certificate confirms that the proposed development will meet the NSW government's requirements for sustainability, if it is built in accordance with the commitments set out below. Terms used in this certificate, or in the commitments, have the meaning given by the document entitled "BASIX Definitions" dated 10/09/2020 published by the Department. This document is available at www.planningportal.nsw.gov.au/definitions

Secretary
Date of issue: Friday, 11 July 2025
To be valid, this certificate must be submitted with a development application or lodged with a complying development certificate application within 3 months of the date of issue.

When submitting this BASIX certificate with a development application or complying development certificate application, it must be accompanied by NatHERS certificate HR-LXSTX9-01.

Project summary	
Project name	4-8 Cherry Street, Warrawee
Street address	4 CHERRY STREET WARRAWEE 2074
Local Government Area	KU-RING-GAI
Plan type and plan number	Deposited Plan 1306205
No. of residential flat buildings	1
Residential flat buildings: no. of dwellings	55
Multi-dwelling housing: no. of dwellings	0
No. of single dwelling houses	0

Project score		
Water	✔ 40	Target 40
Thermal Performance	✔ Pass	Target Pass
Energy	✔ 63	Target 60
Materials	✔ -70	Target n/a

Certificate Prepared by
Name / Company Name: Certified Energy
ABN (if applicable):

Schedule of BASIX commitments

1. Commitments for Residential flat buildings - 4-8 Cherry Street, Warrawee
   - (a) Buildings
     - (i) Materials
   - (b) Dwellings
     - (i) Water
     - (ii) Energy
     - (iii) Thermal Performance
   - (c) Common areas and central systems/facilities
     - (i) Water
     - (ii) Energy

2. Commitments for common areas and central systems/facilities for the development (non-building specific)
   - (b) Common areas and central systems/facilities
     - (i) Water
     - (ii) Energy

	Alternative water source						
Dwelling no.	Alternative water supply systems	Size	Configuration	Landscape connection	Toilet connection (s)	Laundry connection	Pool top-up	Spa top-up
All dwellings	Central water tank (No. 1)	See central systems	See central systems	yes	no	no	no	no

(ii) Energy	Show on DA plans	Show on CC/CDC plans & specs	Certifier check
(a) The applicant must comply with the commitments listed below in carrying out the development of a dwelling listed in a table below.			
(b) The applicant must install each hot water system specified for the dwelling in the table below, so that the dwelling's hot water is supplied by that system. If the table specifies a central hot water system for the dwelling, then the applicant must connect that central system to the dwelling, so that the dwelling's hot water is supplied by that central system.	✔	✔	✔
(c) The applicant must install, in each bathroom, kitchen and laundry of the dwelling, the ventilation system specified for that room in the table below. Each such ventilation system must have the operation control specified for it in the table.		✔	✔
(d) The applicant must install the cooling and heating system/s specified for the dwelling under the "Living areas" and "Bedroom areas" headings of the "Cooling" and "Heating" columns in the table below, in/for at least 1 living/bedroom area of the dwelling. If no cooling or heating system is specified in the table for "Living areas" or "Bedroom areas", then no systems may be installed in any such areas. If the term "zoned" is specified beside an air conditioning system, then the system must provide for day/night zoning between living areas and bedrooms.		✔	✔
(e) This commitment applies to each room or area of the dwelling which is referred to in a heading to the "Artificial lighting" column of the table below (but only to the extent specified for that room or area). The applicant must ensure that the "primary type of artificial lighting" for each such room in the dwelling is fluorescent lighting or light emitting diode (LED) lighting. If the term "dedicated" is specified for a particular room or area, then the light fittings in that room or area must only be capable of being used for fluorescent lighting or light emitting diode (LED) lighting.		✔	✔
(f) This commitment applies to each room or area of the dwelling which is referred to in a heading to the "Natural lighting" column of the table below (but only to the extent specified for that room or area). The applicant must ensure that each such room or area is fitted with a window and/or skylight.	✔	✔	✔
(g) This commitment applies if the applicant installs a water heating system for the dwelling's pool or spa. The applicant must:			
(aa) install the system specified for the pool in the "Individual Pool" column of the table below (or alternatively must not install any system for the pool). If specified, the applicant must install a timer, to control the pool's pump; and		✔	
(bb) install the system specified for the spa in the "Individual Spa" column of the table below (or alternatively must not install any system for the spa). If specified, the applicant must install a timer to control the spa's pump.		✔	
(h) The applicant must install in the dwelling:			
(aa) the kitchen cook-top and oven specified for that dwelling in the "Appliances & other efficiency measures" column of the table below;		✔	

Description of project

Project address	
Project name	4-8 Cherry Street, Warrawee
Street address	4 CHERRY STREET WARRAWEE 2074
Local Government Area	KU-RING-GAI
Plan type and plan number	Deposited Plan 1306205
Project type	
No. of residential flat buildings	1
Residential flat buildings: no. of dwellings	55
Multi-dwelling housing: no. of dwellings	0
No. of single dwelling houses	0
Site details	
Site area (m²)	2672
Roof area (m²)	1070
Non-residential floor area (m²)	0
Residential car spaces	77
Non-residential car spaces	10

Common area landscape	
Common area lawn (m²)	90.82
Common area garden (m²)	904.85
Area of indigenous or low water use species (m²)	0
Assessor details and thermal loads	
Assessor number	10056
Certificate number	HR-LXSTX9-01
Climate zone	56

Project score		
Water	✔ 40	Target 40
Thermal Performance	✔ Pass	Target Pass
Energy	✔ 63	Target 60
Materials	✔ -70	Target n/a

Schedule of BASIX commitments

The commitments set out below regulate how the proposed development is to be carriedout. It is a condition of any development consent granted, or complying development certificate issued, for the proposed development, that BASIX commitments be complied with.

1. Commitments for Residential flat buildings - 4-8 Cherry Street, Warrawee

(a) Buildings

(i) Materials	Show on DA plans	Show on CC/CDC plans & specs	Certifier check
(a) The details of the proposed development on the Assessor Certificate must be consistent with the details shown in this BASIX Certificate, including the details shown in the "Floor types", "External wall types", "Internal wall types", "Ceiling and roof types", "Frames" and "Glazing" tables below.			✔
(b) The applicant must show on the plans accompanying the application for a construction certificate (or complying development certificate, if applicable), all specifications included in the tables below.		✔	
(c) The applicant must construct the floors, walls, roof, ceiling and roof, windows, glazed doors and skylights of the development in accordance with the specifications listed in the tables below. In the case of glazing, a 5% variance from the area values listed in the "Frames" and "Glazing" tables is permitted.	✔	✔	✔
(d) The applicant must show through receipts that the materials purchased for construction are consistent with the specifications listed in the below tables.			✔

Floor types			
Floor type	Area (m2)	Insulation	Low emissions option
suspended floor above open subfloor, frame: suspended concrete slab	959.8	fibreglass batts or roll	-
floors above habitable rooms, frame: suspended concrete slab	7374.4	-	-
suspended floor above garage, frame: suspended concrete slab	954.5	fibreglass batts or roll	-
garage floor, frame: concrete slab on ground	1452.4	-	none

External wall types				
External wall type	Construction type	Area (m2)	Low emissions option	Insulation
External wall type 1	brick veneer,frame:light steel frame	735.6	-	fibreglass batts or roll
External wall type 2	AAC veneer,frame:light steel frame	346.5	-	fibreglass batts or roll

(ii) Energy	Show on DA plans	Show on CC/CDC plans & specs	Certifier check
(bb) each appliance for which a rating is specified for that dwelling in the "Appliances & other efficiency measures" column of the table, and ensure that the appliance has that minimum rating; and		✔	✔
(cc) any clothes drying line specified for the dwelling in the "Appliances & other efficiency measures" column of the table.		✔	
(i) If specified in the table, the applicant must carry out the development so that each refrigerator space in the dwelling is "well ventilated".		✔	

	Hot water	Bathroom ventilation system		Kitchen ventilation system		Laundry ventilation system	
Dwelling no.	Hot water system	Each bathroom	Operation control	Each kitchen	Operation control	Each laundry	Operation control
All dwellings	Central hot water system (No. 1)	individual fan, ducted to façade or roof	manual switch on/off	individual fan, ducted to façade or roof	manual switch on/off	individual fan, ducted to façade or roof	manual switch on/off

	Cooling		Heating		Natural lighting	
Dwelling no.	living areas	bedroom areas	living areas	bedroom areas	No. of bathrooms or toilets	Main kitchen
U107, U108, U207, U208, U307, U308, UG05, UG06	1-phase airconditioning - ducted / EER < 2.5	1-phase airconditioning - ducted / EER < 2.5	1-phase airconditioning - ducted / EER < 2.5	1-phase airconditioning - non ducted / EER < 2.5	0	yes
All other dwellings	1-phase airconditioning - ducted / EER < 2.5	1-phase airconditioning - ducted / EER < 2.5	1-phase airconditioning - ducted / EER < 2.5	1-phase airconditioning - non ducted / EER < 2.5	0	no

	Individual pool			Individual spa		Appliances other efficiency measures				
Dwelling no.	Pool heating system	Pool Pump	Timer	Spa heating system	Timer	Kitchen cooktop/oven	Dishwasher	Clothes dryer	Indoor or sheltered clothes drying line	Private outdoor or unsheltered clothes drying line
All dwellings	-	-	-	-	-	gas cooktop & electric oven	-	-	yes	no

Description of project

The tables below describe the dwellings and common areas within the project

Residential flat buildings - 4-8 Cherry Street, Warrawee, 55 dwellings, 9 storeys above ground

Dwelling no.	No. of bedrooms	Conditioned floor area (m²)	Unconditioned floor area (m²)	Area of garden & lawn (m²)	Indigenous species (site area m²)
U101	3	147.1	0	0	0
U105	1	36.6	0	0	0
U201	3	147.1	0	0	0
U205	1	36.6	0	0	0
U301	3	147.1	0	0	0
U305	1	36.6	0	0	0
U401	3	118.4	0	15.13	0
U405	3	122.4	0	17.61	0
U503	1	62	0	0	0
U601	3	118.4	0	13.92	0
U605	3	122.4	0	0	0
U703	1	62	0	0	0
U801	3	177.4	0	3.11	0
UG04	2	98.8	0	0	0

Dwelling no.	No. of bedrooms	Conditioned floor area (m²)	Unconditioned floor area (m²)	Area of garden & lawn (m²)	Indigenous species (site area m²)
U102	3	116.4	0	0	0
U106	2	84.8	0	0	0
U202	3	116.4	0	0	0
U206	2	84.8	0	0	0
U302	3	116.4	0	0	0
U306	2	84.8	0	0	0
U402	3	116.4	0	0	0
U406	3	118	0	17.61	0
U504	3	132.7	0	0	0
U602	3	116.4	0	0	0
U606	3	118	0	0	0
U704	3	132.7	0	0	0
UG01	3	136.8	0	0	0
UG05	3	127.8	0	0	0

Dwelling no.	No. of bedrooms	Conditioned floor area (m²)	Unconditioned floor area (m²)	Area of garden & lawn (m²)	Indigenous species (site area m²)
U103	2	87.5	0	0	0
U107	3	115.3	0	0	0
U203	2	87.5	0	0	0
U207	3	115.3	0	0	0
U303	2	87.5	0	0	0
U307	3	115.3	0	0	0
U403	1	62	0	8.77	0
U501	3	118.4	0	13.92	0
U505	3	122.4	0	0	0
U603	1	62	0	0	0
U701	3	118.4	0	13.92	0
U705	3	122.4	0	0	0
UG02	3	115.4	0	0	0
UG06	3	130.4	0	0	0

Dwelling no.	No. of bedrooms	Conditioned floor area (m²)	Unconditioned floor area (m²)	Area of garden & lawn (m²)	Indigenous species (site area m²)
U104	2	89.5	0	0	0
U108	3	149.7	0	0	0
U204	2	89.5	0	0	0
U208	3	149.7	0	0	0
U304	2	89.5	0	0	0
U308	3	149.7	0	0	0
U404	3	132.7	0	8.77	0
U502	3	116.4	0	0	0
U506	3	118	0	0	0
U604	3	132.7	0	0	0
U702	3	116.4	0	0	0
U706	3	118	0	0	0
UG03	4+	104.8	0	0	0

External wall types				
External wall type	Construction type	Area (m2)	Low emissions option	Insulation
External wall type 3	framed (metal clad),frame:light steel frame	201.7	-	fibreglass batts or roll
External wall type 4	concrete block/ plasterboard,frame:light steel frame	874.6	-	fibreglass batts or roll

Internal wall types			
Internal wall type	Construction type	Area (m2)	Insulation
Internal wall type 1	plasterboard, frame:light steel frame	1988.3	-
Internal wall type 2	200 mm AAC block, frame:light steel frame	917.6	-

Reinforcement concrete frames/columns		
Building has reinforced concrete frame/columns?	Volume (m³)	Low emissions option
-	-	-

Ceiling and roof types			
Ceiling and roof type	Area (m²)	Roof Insulation	Ceiling Insulation
concrete - plasterboard internal, frame: light steel frame	1070	foil/sarking	fibreglass batts or roll

Glazing types			Frame types				
Single glazing (m²)	Double glazing (m²)	Triple glazing (m²)	Aluminium frames (m²)	Timber frames (m²)	uPVC frames (m²)	Steel frames (m²)	Composite frames (m²)
43.2	1937.9	-	1981.1	-	-	-	-

(iii) Thermal Performance	Show on DA plans	Show on CC/CDC plans & specs	Certifier check
(a) The applicant must attach the certificate referred to under "Assessor details" on the front page of this BASIX certificate (the "Assessor Certificate") to the development application and construction certificate application for the proposed development (or, if the applicant is applying for a complying development certificate for the proposed development, to that application). The applicant must also attach the Assessor Certificate to the application for a final occupation certificate for the proposed development.			
(b) The Assessor Certificate must have been issued by an Accredited Assessor in accordance with the Thermal Comfort Protocol.			
(c) The details of the proposed development on the Assessor Certificate must be consistent with the details shown in this BASIX Certificate, including the details shown in the "Thermal Loads" table below.			
(d) The applicant must show on the plans accompanying the development application for the proposed development, all matters which the Thermal Comfort Protocol requires to be shown on those plans. Those plans must bear a stamp of endorsement from the Accredited Assessor, to certify that this is the case.	✔		
(e) The applicant must show on the plans accompanying the application for a construction certificate (or complying development certificate, if applicable), all thermal performance specifications set out in the Assessor Certificate, and all aspects of the proposed development which were used to calculate those specifications.		✔	
(f) The applicant must construct the development in accordance with all thermal performance specifications set out in the Assessor Certificate, and in accordance with those aspects of the development application or application for a complying development certificate which were used to calculate those specifications.		✔	✔
(g) Where there is an in-slab heating or cooling system, the applicant must:	✔	✔	✔
(aa) Install insulation with an R-value of not less than 1.0 around the vertical edges of the perimeter of the slab; or			
(bb) On a suspended floor, install insulation with an R-value of not less than 1.0 underneath the slab and around the vertical edges of the perimeter of the slab.			
(h) The applicant must construct the floors and walls of the development in accordance with the specifications listed in the table below.	✔	✔	✔
(i) The applicant must show on The plans accompanying The development application for The proposed development, The locations of ceiling fans set out in The Assessor Certificate.	✔		
(j) The applicant must show on the plans accompanying the application for a construction certificate (or complying development certificate, if applicable), the locations of ceiling fans set out in the Assessor Certificate.		✔	

Thermal loads			
Dwelling no.	Area adjusted heating load (in MJ/m²/yr)	Area adjusted cooling load (in MJ/m²/yr)	Area adjusted total load (in MJ/m²/yr)
U101	17.8	9.3	27.100
U102	1.8	15.6	17.400
U103	12.4	21.3	33.700
U104	21.1	14	35.100

Description of project

The tables below describe the dwellings and common areas within the project

Common areas of unit building - 4-8 Cherry Street, Warrawee

Common area	Floor area (m²)
Basement 2 car park area (No. 2)	1315.5
Community room (No. 1)	23.3
Basement 3 storage area (No. 1)	100.8
SPS (No. 1)	6
Level 1 Hallway/lobby type (No. 1)	72.5
Level 4 Hallway/lobby type (No. 1)	60.5
Level 7 Hallway/lobby type (No. 1)	60.5
Lift bank (No. 2)	-

Common area	Floor area (m²)
Basement 1 car park area (No. 1)	1034.6
Fire tank (No. 1)	42.7
Basement 2 storage area (No. 1)	91.7
Bulky store (No. 5)	13.3
Level 2 Hallway/lobby type (No. 1)	72.5
Level 5 Hallway/lobby type (No. 1)	60.5
Level 8 Hallway/lobby type (No. 1)	43.2

Common area	Floor area (m²)
Bin room (No. 1)	59.3
Fire pump room (No. 1)	44.3
Basement 1 storage area (No. 1)	55.9
Ground floor lobby type (No. 1)	92.5
Level 3 Hallway/lobby type (No. 1)	72.5
Level 6 Hallway/lobby type (No. 1)	60.5
Lift bank (No. 1)	-

(b) Dwellings

(i) Water	Show on DA plans	Show on CC/CDC plans & specs	Certifier check
(a) The applicant must comply with the commitments listed below in carrying out the development of a dwelling listed in a table below.			
(b) The applicant must plant indigenous or low water use species of vegetation throughout the area of land specified for the dwelling in the "Indigenous species" column of the table below, as private landscaping for that dwelling. (This area of indigenous vegetation is to be contained within the "Area of garden and lawn" for the dwelling specified in the "Description of Project" table).	✔	✔	
(c) If a rating is specified in the table below for a fixture or appliance to be installed in the dwelling, the applicant must ensure that each such fixture and appliance meets the rating specified for it.		✔	✔
(d) The applicant must install an on demand hot water recirculation system which regulates all hot water use throughout the dwelling, where indicated for a dwelling in the "HW recirculation or diversion" column of the table below.		✔	✔
(e) The applicant must install:			
(aa) a hot water diversion system to all showers, kitchen sinks and all basins in the dwelling, where indicated for a dwelling in the "HW recirculation or diversion" column of the table below; and		✔	✔
(bb) a separate diversion tank (or tanks) connected to the hot water diversion systems of at least 100 litres. The applicant must connect the hot water diversion tank to all toilets in the dwelling.		✔	✔
(e) The applicant must not install a private swimming pool or spa for the dwelling, with a volume exceeding that specified for it in the table below.	✔	✔	
(f) If specified in the table, that pool or spa (or both) must have a pool cover or shading (or both).		✔	
(g) The pool or spa must be located as specified in the table.	✔	✔	
(h) The applicant must install, for the dwelling, each alternative water supply system, with the specified size, listed for that dwelling in the table below. Each system must be configured to collect run-off from the areas specified (excluding any area which supplies any other alternative water supply system), and to divert overflow as specified. Each system must be connected as specified.	✔	✔	✔

	Fixtures					Appliances		Individual pool				Individual spa		
Dwelling no.	All shower-heads	All toilet flushing systems	All kitchen taps	All bathroom taps	HW recirculation or diversion	All clothes washers	All dish-washers	Volume (max volume)	Pool cover	Pool location	Pool shaded	Volume (max volume)	Spa cover	Spa shaded
All dwellings	4 star (> 4.5 but <= 6 L/min)	4 star	3 star	3 star	-	not specified	not specified	-	-	-	-	-	-	-

	Thermal loads		
Dwelling no.	Area adjusted heating load (in MJ/m²/yr)	Area adjusted cooling load (in MJ/m²/yr)	Area adjusted total load (in MJ/m²/yr)
U105	12	19.9	31.900
U106	29.4	5.1	34.500
U107	20.3	14	34.300
U108	5.3	14.8	20.100
U201	16.30	10.2	26.500
U202	1.8	15.4	17.200
U203	13.2	21.1	34.300
U204	22.2	13.6	35.800
U205	12.1	20.1	32.200
U206	27	5.3	32.300
U207	21.3	13.7	35.000
U208	2.20	15.9	18.100
U301	21.5	9.6	31.100
U302	1.9	13.4	15.300
U303	15.1	17.1	32.200
U304	22.40	11.4	33.800
U305	16.90	17.8	34.700
U306	32.00	4.2	36.200
U307	15.50	13.3	28.800
U308	4.20	16.9	21.100
U401	6.70	5.9	12.600
U402	2.7	14.2	16.900
U403	28.1	7.1	35.200
U404	32.40	5	37.400
U405	22.8	8.1	30.900
U406	3.90	9.2	13.100
U501	6	6.1	12.100
U502	1.4	13.2	14.600
U503	28.7	8.2	36.900
U504	31.6	5	36.600
U505	26.40	9.5	35.900

No.	Date	Description
A	10/07/2025	FINAL COORDINATION

Amendments

GILES TRIBE
Level 1, 1 Chandos Street
St Leonards 2065 NSW AUSTRALIA
t. 61 2 9264 5005
e. gta@gilestribe.com.au
Giles Tribe Pty Ltd ABN 50 001259 507
Nominated Architects: Mark G Broadley [5823] Victor Schneider [11157]

Verify all dimensions on site prior to commencement of work.
Refer all discrepancies to the Architect for determination.
Use figured dimensions in preference to scaling.
This drawing is copyright and must not be retained, copied or used without the written consent of Giles Tribe Architects.

Project:
RESIDENTIAL FLAT BUILDING 4+8 CHERRY ST

WARRAWEE

Drawing:
BASIX COMMITMENTS SHEET 1/2

Status:
DA SUBMISSION

Scale:		Job No.	Drawing No.	Rev.
Sheet Size:	A1	25025	DA003	A
Date:	13/05/2025			
Drawn:	GT	Reviewed	VS	

C:\Users\vsilva\Documents\25025 - 4-8 Cherry St, Warrawee_DPTION_S_Dilva.ThompsonASR10.rvt

	Thermal loads		
Dwelling no.	Area adjusted heating load (in MJ/m²/yr)	Area adjusted cooling load (in MJ/m²/yr)	Area adjusted total load (in MJ/m²/yr)
U506	3.80	11.6	15.400
U601	6.10	6.2	12.300
U602	2.90	14.4	17.300
U603	28.90	8.6	37.500
U604	31.00	6.9	37.900
U605	23	9.4	32.400
U606	4	11.3	15.300
U701	9.90	8.6	18.500
U702	5.6	17.1	22.700
U703	27.8	9.4	37.200
U704	31.10	6.7	37.800
U705	19.6	12.6	32.200
U706	10.2	15.6	25.800
U801	20.0	16	36.000
UG01	24.40	7.8	32.200
UG02	2.6	15	17.600
UG03	18.2	10.8	29.000
UG04	30.1	5.4	35.500
UG05	29.8	7.2	37.000
All other dwellings	28.30	3.8	32.100

(c) Common areas and central systems/facilities

(i) Water	Show on DA plans	Show on CC/CDC plans & specs	Certifier check
(a) If, in carrying out the development, the applicant installs a showerhead, toilet, tap or clothes washer into a common area, then that item must meet the specifications listed for it in the table.		✔	✔
(b) The applicant must install (or ensure that the development is serviced by) the alternative water supply system(s) specified in the "Central systems" column of the table below. In each case, the system must be sized, be configured, and be connected, as specified in the table.	✔	✔	✔
(c) A swimming pool or spa listed in the table must not have a volume (in kLs) greater than that specified for the pool or spa in the table.	✔	✔	
(d) A pool or spa listed in the table must have a cover or shading if specified for the pool or spa in the table.		✔	
(e) The applicant must install each fire sprinkler system listed in the table so that the system is configured as specified in the table.		✔	✔
(f) The applicant must ensure that the central cooling system for a cooling tower is configured as specified in the table.		✔	✔

Common area	Showerheads rating	Toilets rating	Taps rating	Clothes washers rating
All common areas	no common facility	3 star	3 star	no common laundry facility

Central systems	Size	Configuration	Connection (to allow for...)
Central water tank - rainwater or stormwater (No. 1)	15080	To collect run-off from at least: - 300 square metres of roof area of buildings in the development - 0 square metres of impervious area in the development - 0 square metres of garden/lawn area in the development - 0 square metres of planter box area in the development (excluding, in each case, any area which drains to, or supplies, any other alternative water supply system).	- irrigation of 90.82 square metres of common landscaped area on the site - car washing in 2 car washing bays on the site

(ii) Energy	Show on DA plans	Show on CC/CDC plans & specs	Certifier check
(a) If, in carrying out the development, the applicant installs a ventilation system to service a common area specified in the table below, then that ventilation system must be of the type specified for that common area, and must meet the efficiency measure specified.		✔	✔

(ii) Energy	Show on DA plans	Show on CC/CDC plans & specs	Certifier check
(b) In carrying out the development, the applicant must install, as the "primary type of artificial lighting" for each common area specified in the table below, the lighting specified for that common area. This lighting must meet the efficiency measure specified. The applicant must also install a centralised lighting control system or Building Management System (BMS) for the common area, where specified.		✔	✔
(c) The applicant must install the systems and fixtures specified in the "Central energy systems" column of the table below. In each case, the system or fixture must be of the type, and meet the specifications, listed for it in the table.	✔	✔	✔

	Common area ventilation system		Common area lighting		
Common area	Ventilation system type	Ventilation efficiency measure	Primary type of artificial lighting	Lighting efficiency measure	Lighting control system/ BMS
Basement 3 car park area (No. 1)	no mechanical ventilation	-	fluorescent	motion sensors	no
Basement 2 car park area (No. 2)	no mechanical ventilation	-	fluorescent	motion sensors	no
Basement 1 car park area (No. 1)	no mechanical ventilation	-	fluorescent	motion sensors	no
Bin room (No. 1)	ventilation exhaust only	-	light-emitting diode	motion sensors	no
Community room (No. 1)	air conditioning system	none i.e., continuous	light-emitting diode	motion sensors	no
Fire tank (No. 1)	no mechanical ventilation	-	light-emitting diode	motion sensors	no
Fire pump room (No. 1)	no mechanical ventilation	-	light-emitting diode	motion sensors	no
Basement 3 storage area (No. 1)	no mechanical ventilation	-	light-emitting diode	motion sensors	no
Basement 2 storage area (No. 1)	no mechanical ventilation	-	light-emitting diode	motion sensors	no
Basement 1 storage area (No. 1)	no mechanical ventilation	-	light-emitting diode	motion sensors	no
SPS (No. 1)	no mechanical ventilation	-	light-emitting diode	motion sensors	no
Bulky store (No. 5)	no mechanical ventilation	-	light-emitting diode	motion sensors	no
Ground floor lobby type (No. 1)	no mechanical ventilation	-	light-emitting diode	motion sensors	no
Level 1 Hallway/lobby type (No. 1)	no mechanical ventilation	-	light-emitting diode	motion sensors	no
Level 2 Hallway/lobby type (No. 1)	no mechanical ventilation	-	light-emitting diode	motion sensors	no

	Common area ventilation system		Common area lighting		
Common area	Ventilation system type	Ventilation efficiency measure	Primary type of artificial lighting	Lighting efficiency measure	Lighting control system/ BMS
Level 3 Hallway/lobby type (No. 1)	no mechanical ventilation	-	light-emitting diode	motion sensors	no
Level 4 Hallway/lobby type (No. 1)	no mechanical ventilation	-	light-emitting diode	motion sensors	no
Level 5 Hallway/lobby type (No. 1)	no mechanical ventilation	-	light-emitting diode	motion sensors	no
Level 6 Hallway/lobby type (No. 1)	no mechanical ventilation	-	light-emitting diode	motion sensors	no
Level 7 Hallway/lobby type (No. 1)	no mechanical ventilation	-	light-emitting diode	motion sensors	no
Level 8 Hallway/lobby type (No. 1)	no mechanical ventilation	-	light-emitting diode	motion sensors	no
Lift bank (No. 1)	-	-	light-emitting diode	connected to lift call button	no
Lift bank (No. 2)	-	-	light-emitting diode	connected to lift call button	no

Central energy systems	Type	Specification
Lift bank (No. 1)	gearless traction with V V V F motor	Number of levels (including basement): 9 number of levels from the bottom of the lift shaft to the top of the lift shaft: 12 number of lifts: 1 lift load capacity: <1001 kg
Lift bank (No. 2)	gearless traction with V V V F motor	Number of levels (including basement): 9 number of levels from the bottom of the lift shaft to the top of the lift shaft: 12 number of lifts: 1 lift load capacity: <1001 kg
Central hot water system (No. 1)	gas-fired storage (manifolded)	Piping insulation (ringmain & supply risers): (a) Piping external to building: R0.6 (~25 mm); (b) Piping internal to building: R0.6 (~25 mm)

2. Commitments for common areas and central systems/facilities for the development (non-building specific)

(b) Common areas and central systems/facilities

(i) Water	Show on DA plans	Show on CC/CDC plans & specs	Certifier check
(a) If, in carrying out the development, the applicant installs a showerhead, toilet, tap or clothes washer into a common area, then that item must meet the specifications listed for it in the table.		✔	✔
(b) The applicant must install (or ensure that the development is serviced by) the alternative water supply system(s) specified in the "Central systems" column of the table below. In each case, the system must be sized, be configured, and be connected, as specified in the table.	✔	✔	✔
(c) A swimming pool or spa listed in the table must not have a volume (in kLs) greater than that specified for the pool or spa in the table.	✔	✔	
(d) A pool or spa listed in the table must have a cover or shading if specified for the pool or spa in the table.		✔	
(e) The applicant must install each fire sprinkler system listed in the table so that the system is configured as specified in the table.		✔	✔
(f) The applicant must ensure that the central cooling system for a cooling tower is configured as specified in the table.		✔	✔

Common area	Showerheads rating	Toilets rating	Taps rating	Clothes washers rating
All common areas	no common facility	3 star	3 star	no common laundry facility

(ii) Energy	Show on DA plans	Show on CC/CDC plans & specs	Certifier check
(a) If, in carrying out the development, the applicant installs a ventilation system to service a common area specified in the table below, then that ventilation system must be of the type specified for that common area, and must meet the efficiency measure specified.		✔	✔
(b) In carrying out the development, the applicant must install, as the "primary type of artificial lighting" for each common area specified in the table below, the lighting specified for that common area. This lighting must meet the efficiency measure specified. The applicant must also install a centralised lighting control system or Building Management System (BMS) for the common area, where specified.		✔	✔
(c) The applicant must install the systems and fixtures specified in the "Central energy systems" column of the table below. In each case, the system or fixture must be of the type, and meet the specifications, listed for it in the table.	✔	✔	✔

Central energy systems	Type	Specification
Other	-	-

Notes

1. In these commitments, "applicant" means the person carrying out the development.
2. The applicant must identify each dwelling, building and common area listed in this certificate, on the plans accompanying any development application, and on the plans and specifications accompanying the application for a construction certificate / complying development certificate, for the proposed development, using the same identifying letter or reference as is given to that dwelling, building or common area in this certificate.
3. This note applies if the proposed development involves the erection of a building for both residential and non-residential purposes (or the change of use of a building for both residential and non-residential purposes). Commitments in this certificate which are specified to apply to a "common area" of a building or the development, apply only to that part of the building or development to be used for residential purposes.
4. If this certificate lists a central system as a commitment for a dwelling or building, and that system will also service any other dwelling or building within the development, then that system need only be installed once (even if it is separately listed as a commitment for that other dwelling or building).
5. If a star or other rating is specified in a commitment, this is a minimum rating.
6. All alternative water systems to be installed under these commitments (if any), must be installed in accordance with the requirements of all applicable regulatory authorities. NOTE: NSW Health does not recommend that stormwater, recycled water or private dam water be used to irrigate edible plants which are consumed raw, or that rainwater be used for human consumption in areas with potable water supply.

Legend

1. Commitments identified with a "✔" in the "Show on DA plans" column must be shown on the plans accompanying the development application for the proposed development (if a development application is to be lodged for the proposed development).
2. Commitments identified with a "✔" in the "Show on CC/CDC plans and specs" column must be shown in the plans and specifications accompanying the application for a construction certificate / complying development certificate for the proposed development.
3. Commitments identified with a "✔" in the "Certifier check" column must be certified by a certifying authority as having been fulfilled. (Note: a certifying authority must not issue an occupation certificate (either interim or final) for a building listed in this certificate, or for any part of such a building, unless it is satisfied that each of the commitments whose fulfilment it is required to monitor in relation to the building or part, has been fulfilled).

Nationwide House Energy Rating Scheme® Class 2 Summary

NatHERS® Certificate No. #HR-LXSTX9-01

Generated on 11 Jul 2025 using Hero 4.1

Property

Address	4-8 Cherry Street, Warrawee, NSW, 2074
Lot/DP	Lot 1/ DP 1306205
NatHERS climate zone	56 - Mascot AMO

Accredited assessor

Name	Jamie Bonnefin
Business name	Certified Energy
Email	jobs@certifiedenergy.com.au
Phone	+61 1300 443
Accreditation No.	10056
Assessor Accrediting Organisation	HERA

Verification

To verify this certificate, scan the QR code or visit http://www.hero-software.com.au/pdf/HR-LXSTX9-01
When using either link, ensure you are visiting http://www.hero-software.com.au

National Construction Code (NCC) requirements

The NCC allows the use of NatHERS accredited software to comply with the energy efficiency requirements for houses (Class 1 buildings) and apartments (Class 2 sole-occupancy units and Class 4 parts of buildings). The applicable requirements for houses are detailed in Specification 42 of NCC Volume Two. For apartments the requirements are detailed in clauses J3D3 and J3D15 of NCC Volume One.

NCC 2022 includes enhanced thermal performance requirements for houses and apartments. It also includes a new whole-of-home annual energy use budget which applies to the major equipment in the home.

The NCC, and associated ABCB Standards and support material, can be accessed at www.abcb.gov.au.

Note, variations and additions to the NCC energy efficiency requirements may apply in some states and territories.

Thermal performance Star rating

7.2 Average Rating

NATIONWIDE HOUSE ENERGY RATING SCHEME®

The rating above is the average of all dwellings in this summary.

For more information on your dwelling's rating see: www.nathers.gov.au

NCC heating and cooling maximum loads MJ/m².yr

Limits taken from ABCB Standard 2022

	Heating	Cooling
Average load	16.6	11.4
Maximum load	32.4	21.3
Average limit	28.1	20.0
Maximum limit	34.4	21.4

Whole of Home performance rating

No Whole of Home performance rating generated for this certificate or not completed for all dwellings.

Summary of all dwellings

Certificate number and link	Unit Number	Heating load (load limit) (MJ/m².yr)	Cooling load (load limit) (MJ/m².yr)	Total load (MJ/m².yr)	Star Rating	Whole of Home Rating
HR-OHHQ7X-01	U101	17.8 (34)	9.3 (21)	27.1	7.3	n/a
HR-NX6VMW-01	U102	1.8 (34)	15.6 (21)	17.4	8.4	n/a
HR-IUSQ13-01	U103	12.4 (34)	21.3 (21)	33.7	6.5	n/a

#HR-LXSTX9-01 NatHERS Certificate **7.2 Average Star Rating** as of 11 Jul 2025

Summary of all dwellings

Certificate number and link	Unit Number	Heating load (load limit) (MJ/m².yr)	Cooling load (load limit) (MJ/m².yr)	Total load (MJ/m².yr)	Star Rating	Whole of Home Rating
HR-JWVN8J-01	U104	21.1 (34)	14.0 (21)	35.1	6.4	n/a
HR-JO03P7-01	U105	12.0 (34)	19.9 (21)	31.9	6.8	n/a
HR-FQJ7RX-01	U106	29.4 (34)	5.1 (21)	34.5	6.4	n/a
HR-KF6DOB-01	U107	20.3 (34)	14.0 (21)	34.3	6.4	n/a
HR-785PKK-01	U108	5.3 (34)	14.8 (21)	20.1	8.1	n/a
HR-AGITVR-01	U201	16.3 (34)	10.2 (21)	26.5	7.3	n/a
HR-CD19HZ-01	U202	1.8 (34)	15.4 (21)	17.2	8.4	n/a
HR-L5M9JP-01	U203	13.2 (34)	21.1 (21)	34.2	6.4	n/a
HR-0CWQXD-01	U204	22.2 (34)	13.6 (21)	35.8	6.3	n/a
HR-Y75F7J-01	U205	12.1 (34)	20.1 (21)	32.1	6.7	n/a
HR-5EJ1PK-01	U206	27.0 (34)	5.3 (21)	32.2	6.7	n/a
HR-5XX0XY-01	U207	21.3 (34)	13.7 (21)	35.0	6.4	n/a
HR-IND6GI-01	U208	2.2 (34)	15.9 (21)	18.1	8.3	n/a
HR-RWPMR2-01	U301	21.5 (34)	9.6 (21)	31.1	6.9	n/a
HR-9V90MZ-01	U302	1.9 (34)	13.4 (21)	15.3	8.6	n/a
HR-R76TZ5-01	U303	15.1 (34)	17.1 (21)	32.1	6.7	n/a
HR-DH86RC-01	U304	22.4 (34)	11.4 (21)	33.9	6.5	n/a
HR-MVSBWB-01	U305	16.9 (34)	17.8 (21)	34.7	6.4	n/a
HR-CXWQFB-01	U306	32.0 (34)	4.2 (21)	36.2	6.2	n/a
HR-PXHRS3-01	U307	15.5 (34)	13.3 (21)	28.8	7.1	n/a
HR-22ELLO-01	U308	4.2 (34)	16.9 (21)	21.2	7.9	n/a
HR-DNUUYV-01	U401	6.7 (34)	5.9 (21)	12.6	8.9	n/a
HR-1723JD-01	U402	2.7 (34)	14.2 (21)	16.9	8.4	n/a
HR-5PLEE2-01	U403	28.1 (34)	7.1 (21)	35.2	6.3	n/a
HR-UZPVC4-01	U404	32.4 (34)	5.0 (21)	37.4	6.1	n/a
HR-5XULWQ-01	U405	22.8 (34)	8.1 (21)	30.9	6.9	n/a
HR-PM0LHT-01	U406	3.9 (34)	9.2 (21)	13.1	8.9	n/a
HR-RMMRHL-01	U501	6.0 (34)	6.1 (21)	12.2	8.9	n/a
HR-EADMUN-01	U502	1.4 (34)	13.2 (21)	14.6	8.7	n/a

#HR-LXSTX9-01 NatHERS Certificate **7.2 Average Star Rating** as of 11 Jul 2025

Summary of all dwellings

Certificate number and link	Unit Number	Heating load (load limit) (MJ/m².yr)	Cooling load (load limit) (MJ/m².yr)	Total load (MJ/m².yr)	Star Rating	Whole of Home Rating
HR-F1HU63-01	U503	28.7 (34)	8.2 (21)	37.0	6.1	n/a
HR-88YDOI-01	U504	31.6 (34)	5.0 (21)	36.6	6.2	n/a
HR-1GEDPA-01	U505	26.4 (34)	9.5 (21)	35.9	6.3	n/a
HR-IGRL8N-01	U506	3.8 (34)	11.6 (21)	15.4	8.6	n/a
HR-DUTCZB-01	U601	6.1 (34)	6.2 (21)	12.3	8.9	n/a
HR-A237E6-01	U602	2.9 (34)	14.4 (21)	17.3	8.4	n/a
HR-ZAOW9K-01	U603	28.9 (34)	8.6 (21)	37.5	6.1	n/a
HR-U89RCE-01	U604	31.0 (34)	6.9 (21)	38.0	6.0	n/a
HR-SW186D-01	U605	23.0 (34)	9.4 (21)	32.4	6.7	n/a
HR-5BS9TB-01	U606	4.0 (34)	11.3 (21)	15.3	8.6	n/a
HR-CJ3UZ9-01	U701	9.9 (34)	8.6 (21)	18.5	8.3	n/a
HR-QHMV1F-01	U702	5.6 (34)	17.1 (21)	22.7	7.8	n/a
HR-GI133J-01	U703	27.8 (34)	9.4 (21)	37.2	6.1	n/a
HR-N7ICFR-01	U704	31.1 (34)	6.7 (21)	37.7	6.0	n/a
HR-MC9LF2-01	U705	19.6 (34)	12.6 (21)	32.2	6.7	n/a
HR-SHPDQ8-01	U706	10.2 (34)	15.6 (21)	25.9	7.4	n/a
HR-US2RGW-01	U801	20.0 (34)	16.0 (21)	36.0	6.2	n/a
HR-MC8W5S-01	UG01	24.4 (34)	7.8 (21)	32.2	6.7	n/a
HR-9FF67E-01	UG02	2.6 (34)	15.0 (21)	17.7	8.3	n/a
HR-MXTV6V-01	UG03	18.2 (34)	10.8 (21)	29.0	7.1	n/a
HR-PYPRMY-01	UG04	30.1 (34)	5.4 (21)	35.6	6.3	n/a
HR-KA7TJD-01	UG05	29.8 (34)	7.2 (21)	37.0	6.1	n/a
HR-EA865F-01	UG06	28.3 (34)	3.8 (21)	32.1	6.7	n/a
Averages	55x (Total)	16.6	11.4	28.1	7.2	n/a
Maximum Loads and Minimum Ratings		32.4	21.3	38.0	6.0	n/a

No.	Date	Description
A	10/07/2025	FINAL COORDINATION

Amendments

GILES TRIBE
Level 1, 1 Chandos Street
St Leonards 2065 NSW AUSTRALIA
t: 61 2 9264 5005
e: gtal@gilestribe.com.au
Giles Tribe Pty Ltd ABN 50 001259 507
Nominated Architects: Mark G Broadley [5823] Victor Schneider [11157]

Verify all dimensions on site prior to commencement of work.
Refer all discrepancies to the Architect for determination.
Use figured dimensions in preference to scaling.
This drawing is copyright and must not be retained, copied or used without the written consent of Giles Tribe Architects.

Project:
RESIDENTIAL FLAT BUILDING
4+8 CHERRY ST

WARRAWEE

Drawing:
BASIX COMMITMENTS SHEET 2/2

Status: DA SUBMISSION

Scale: Job No. Drawing No. Rev.
Sheet Size: A1 25025 DA004 A
Date: 13/05/2025
Drawn: GT Reviewed VS

C:\Users\vsilva\Documents\25025 - 4-8 Cherry St, Warrawee_DPTTCN S_Dina.Thompson4SKTO.rvt



NORTHEAST VIEW - PREPARED BY LUDA STUDIOS

No.	Date	Description
A	10/07/2025	FINAL COORDINATION

Amendments

GILES TRIBE

Level 1, 1 Chandos Street
St Leonards 2065 NSW AUSTRALIA

t: 61 2 9264 5005
e: gta@gilestribe.com.au

Giles Tribe Pty Ltd ABN 50 001259 507

Nominated Architects: Mark G Broadley [5823] Victor Schneider [11157]

Verify all dimensions on site prior to commencement of work.
Refer all discrepancies to the Architect for determination.
Use figured dimensions in preference to scaling.
This drawing is copyright and must not be retained, copied
or used without the written consent of Giles Tribe Architects.

Project:

RESIDENTIAL FLAT BUILDING
4+8 CHERRY ST

WARRAWEE

Drawing:

PHOTOMONTAGE

Status:

DA SUBMISSION

Scale:		Job No.	Drawing No.	Rev.
Sheet Size:	A1	25025	DA005	A
Date:	04/07/2025			
Drawn:	OT	Reviewed	VS	

C:\Users\olivia\Documents\25025 - 4+8 Cherry St, Warrawee_OPTION 5_Olivia.Thompson\ASRYQ.rvt



COMMUNAL OPEN SPACE VIEW - PREPARED BY LUDA STUDIOS



NORTHWEST VIEW - PREPARED BY LUDA STUDIOS



NORTHWEST VIEW - PREPARED BY LUDA STUDIOS

No.	Date	Description
A	10/07/2025	FINAL COORDINATION

Amendments

GILES TRIBE

Level 1, 1 Chandos Street
St Leonards 2065 NSW AUSTRALIA

t: 61 2 9264 5005
e: gta@gilestribe.com.au

Giles Tribe Pty Ltd ABN 50 001259 507

Nominated Architects: Mark G Broadley [5823] Victor Schneider [11157]

Verify all dimensions on site prior to commencement of work.
Refer all discrepancies to the Architect for determination.
Use figured dimensions in preference to scaling.
This drawing is copyright and must not be retained, copied or used without the written consent of Giles Tribe Architects.

Project:

RESIDENTIAL FLAT BUILDING
4+8 CHERRY ST

WARRAWEE

Drawing:

PHOTOMONTAGE

Status:

DA SUBMISSION

Scale:		Job No.	Drawing No.	Rev.
Sheet Size:	A1	25025	DA006	A
Date:	04/07/2025			
Drawn:	OT	Reviewed	VS	

C:\Users\olivia\Documents\25025 - 4+8 Cherry St, Warrawee_OPTION 5_Olivia.ThompsonASRYQ.rvt

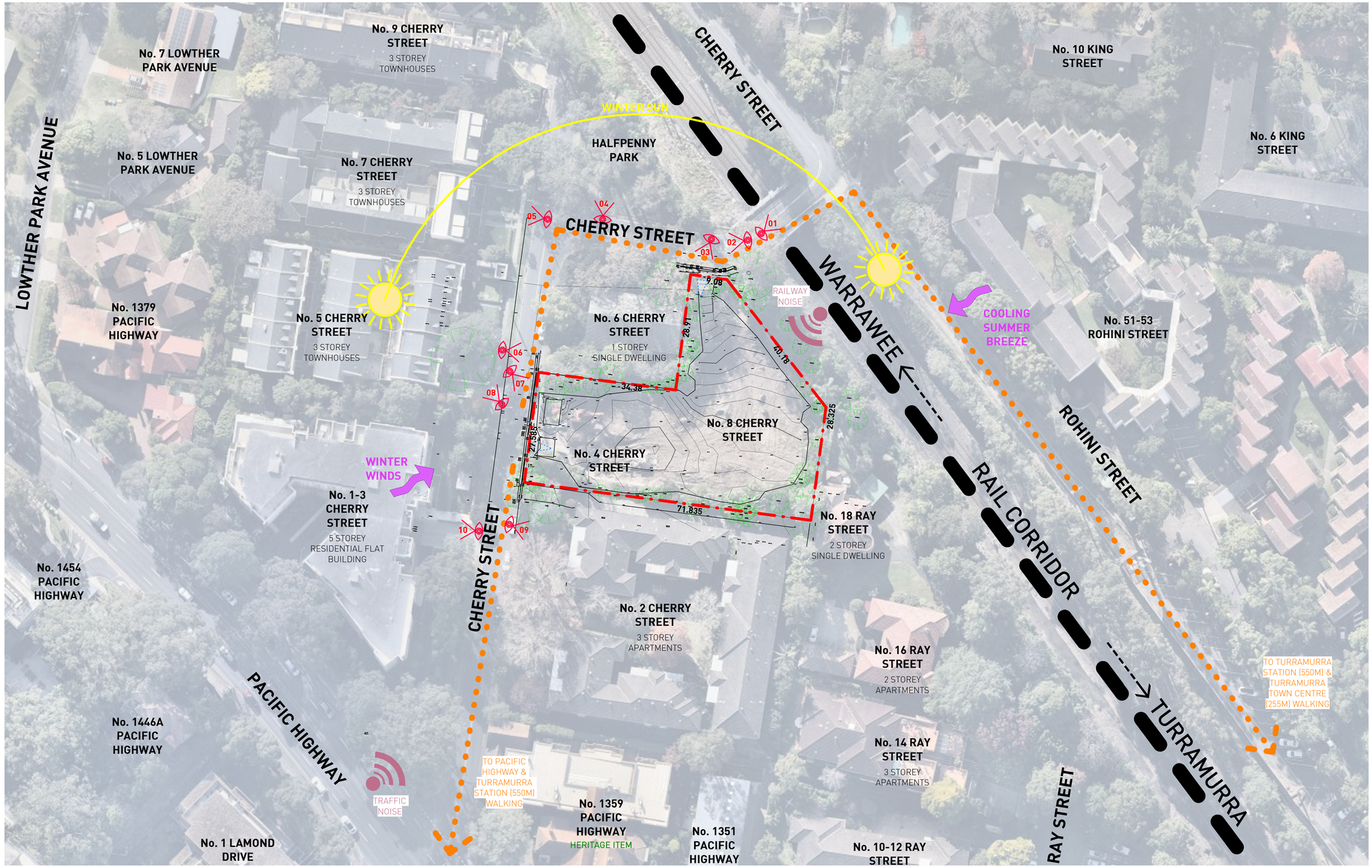

SITE ANALYSIS PLAN - EXISTING

1 : 500

0 2m 5m 10m 20m 50m
SCALE 1:500

LEGEND

- EXIST VEHICULAR ACCESS TO SITE (TO BE REMOVED)
- PROPOSED VEHICULAR ACCESS TO SITE
- PROPOSED PEDESTRIAN ACCESS TO SITE
- 550m APPROX WALKING DISTANCE TO TURRAMURRA TRAIN STATION
- SITE PHOTOGRAPHY (REFER TO DA102)
- SURROUNDING NOISE

No.	Date	Description
A	01/07/2025	ISSUE FOR INFORMATION

Amendments

GILES TRIBE
Level 1, 1 Chandos Street
St Leonards 2065 NSW AUSTRALIA
t: 61 2 9364 5005
e: gta@gilestribe.com.au
Giles Tribe Pty Ltd ABN 50 001259 507
Nominated Architects: Mark G Broadley [5823] Victor Schneider [11157]

Verify all dimensions on site prior to commencement of work.
Refer all discrepancies to the Architect for determination.
Use figured dimensions in preference to scaling.
This drawing is copyright and must not be retained, copied or used without the written consent of Giles Tribe Architects.

Project:
RESIDENTIAL FLAT BUILDING
4+8 CHERRY ST

WARRAWEE

Drawing:
SITE ANALYSIS PLAN - EXISTING

Status:
DA SUBMISSION

Scale: 1 : 500
Sheet Size: A1
Date: 13/05/2025
Job No. 25025
Drawing No. DA100
Rev. A
Drawn: OT
Reviewed: VS

C:\Users\olivia\Documents\25025 - 4+6 Cherry St, Warrawee_NEW TOPOGRAPHY_Olivia.Thompson.rvt

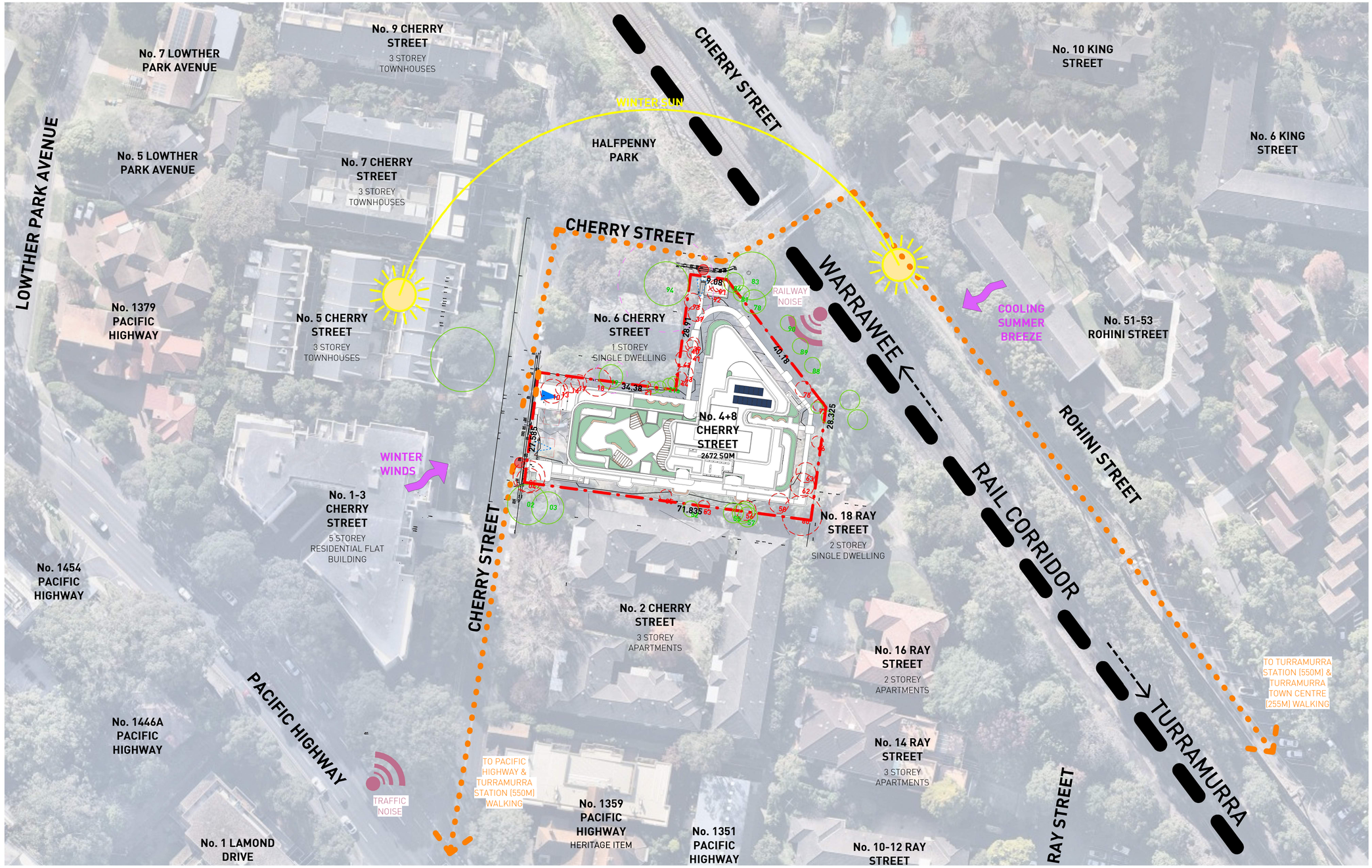

SITE ANALYSIS PLAN - PROPOSED

1 : 500

0 2m 5m 10m 20m 50m
SCALE 1:500

LEGEND

- EXIST VEHICULAR ACCESS TO SITE (TO BE REMOVED)
- PROPOSED VEHICULAR ACCESS TO SITE
- PROPOSED PEDESTRIAN ACCESS TO SITE
- 550m APPROX WALKING DISTANCE TO TURRAMURRA TRAIN STATION
- SITE PHOTOGRAPHY (REFER TO DA102)
- SURROUNDING NOISE

No.	Date	Description
B	01/07/2025	ISSUE FOR INFORMATION
A	10/06/2025	DRAFT ISSUE

Amendments

GILES TRIBE
Level 1, 1 Chandos Street
St Leonards 2065 NSW AUSTRALIA
t: 61 2 9264 5005
e: gta@gilestribe.com.au
Giles Tribe Pty Ltd ABN 50 001259 507
Nominated Architects: Mark G Broadley [5823] Victor Schneider [11157]

Verify all dimensions on site prior to commencement of work.
Refer all discrepancies to the Architect for determination.
Use figured dimensions in preference to scaling.
This drawing is copyright and must not be retained, copied or used without the written consent of Giles Tribe Architects.

Project:
RESIDENTIAL FLAT BUILDING
4+8 CHERRY ST

WARRAWEE

Drawing:
SITE ANALYSIS PLAN - PROPOSED

Status:
DA SUBMISSION

Scale: 1 : 500	Job No.	Drawing No.	Rev.
Sheet Size: A1	25025	DA101	B
Date: 13/05/2025			
Drawn: OT	Reviewed: VS		

C:\Users\olivia\Documents\25025 - 4+8 Cherry St, Warrawee_NEW TOPOGRAPHY_Olivia.ThompsonASRYQ.rvt



01. BRIDGE OVER RAIL CORRIDOR



02. CHERRY STREET



03. 8 CHERRY STREET WARRAWEE



04. HALFPENNY PARK



05. 7 CHERRY STREET WARRAWEE



06. 6 CHERRY STREET WARRAWEE



07. 4 CHERRY STREET WARRAWEE



08. 5 CHERRY STREET WARRAWEE



09. 2 CHERRY STREET WARRAWEE



10. 1-3 CHERRY STREET WARRAWEE

No.	Date	Description
A	01/07/2025	ISSUE FOR INFORMATION

Amendments

GILES TRIBE

Level 1, 1 Chandos Street
St Leonards 2065 NSW AUSTRALIA

t: 61 2 9314 5005
e: gtat@gilestribe.com.au

Giles Tribe Pty Ltd ABN 50 001259 507

Nominated Architects: Mark G Broadley [5823] Victor Schneider [11157]

Verify all dimensions on site prior to commencement of work.
Refer all discrepancies to the Architect for determination.
Use figured dimensions in preference to scaling.
This drawing is copyright and must not be retained, copied
or used without the written consent of Giles Tribe Architects.

Project:

RESIDENTIAL FLAT BUILDING
4+8 CHERRY ST

WARRAWEE

Drawing:

SITE PHOTOS

Status:

DA SUBMISSION

Scale:		Job No.	Drawing No.	Rev.
Sheet Size:	A1	25025	DA102 A	
Date:	13/05/2025			
Drawn:	OT	Reviewed:	VS	

C:\Users\olivia\Documents\25025 - 4+8 Cherry St, Warrawee_NEW TOPOGRAPHY_Olivia.ThompsonACR10.rvt

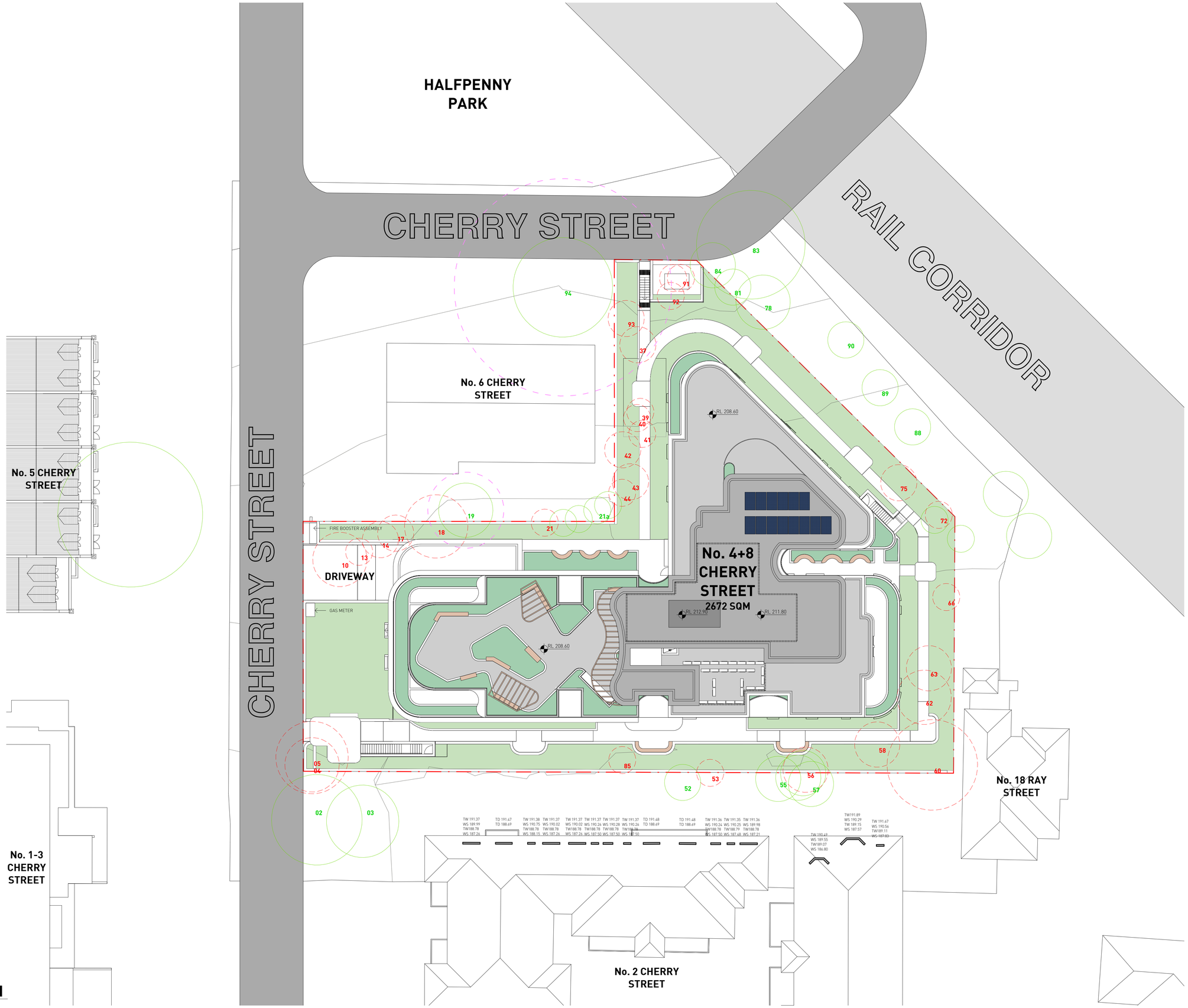

SITE PLAN

1 : 200

0 1m 2m 5m 10m 20m

SCALE 1:200

No.	Date	Description
A	27/06/2025	LANDSCAPE, TRAFFIC & SERVICES COORDINATION

Amendments

GILES TRIBE
Level 1, 1 Chandos Street
St Leonards 2065 NSW AUSTRALIA
t: 61 2 9264 5005
e: gta@gilestribe.com.au
Giles Tribe Pty Ltd ABN 50 001259 507

Nominated Architects: Mark G Broadley [5823] Victor Schneider [11157]

Verify all dimensions on site prior to commencement of work.
Refer all discrepancies to the Architect for determination.
Use figured dimensions in preference to scaling.
This drawing is copyright and must not be retained, copied or used without the written consent of Giles Tribe Architects.

Project:

RESIDENTIAL FLAT BUILDING
4+8 CHERRY ST

WARRAWEE

Drawing:

SITE PLAN

Status:

DA SUBMISSION

Scale: 1 : 200	Job No. 25025	Drawing No. DA103	Rev. A
Sheet Size: A1			
Date: 13/05/2025			
Drawn: OT	Reviewed VS		

C:\Users\olivia\Documents\25025 - 4+8 Cherry St, Warrawee_OPTION 5_Olivia.ThompsonASRYQ.rvt

CAR SPACES: 36
(36 RESIDENTIAL)

BIKE SPACES: 20
(20 RESIDENTIAL)

TOTAL FLOOR AREA: 1320.4 SQM
TOTAL STORAGE AREA: 99.2 SQM (8%)

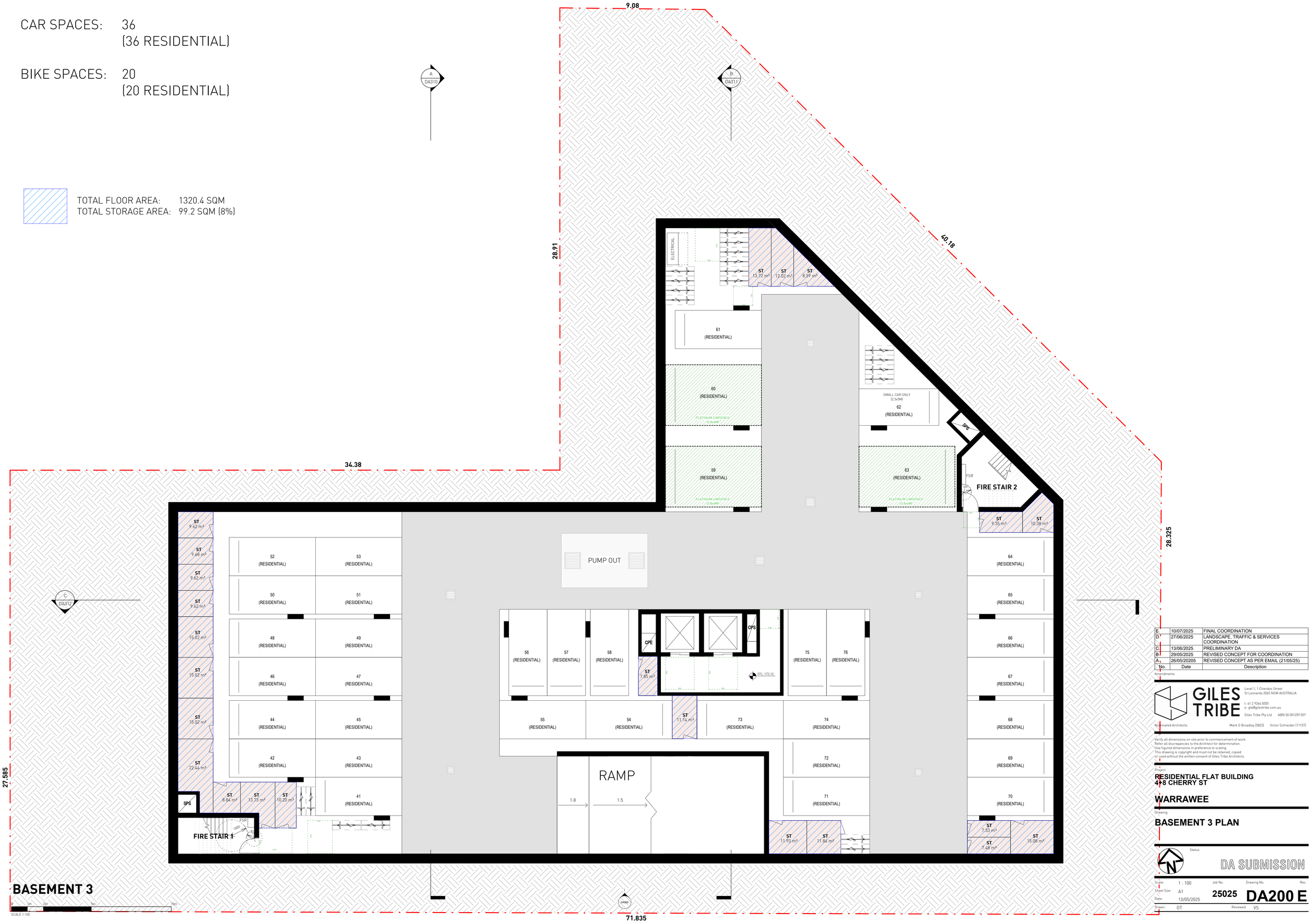

BASEMENT 3

SCALE 1:100

No.	Date	Description
E	10/07/2025	FINAL COORDINATION
D	27/06/2025	LANDSCAPE, TRAFFIC & SERVICES COORDINATION
C	13/06/2025	PRELIMINARY DA
B	29/05/2025	REVISED CONCEPT FOR COORDINATION
A	26/05/20205	REVISED CONCEPT AS PER EMAIL (21/05/25)

Amendments

GILES TRIBE
Level 1, 1 Chandos Street
St Leonards 2065 NSW AUSTRALIA
t: 61 2 9264 5005
e: gta@gilestribe.com.au
Giles Tribe Pty Ltd ABN 50 001259 507

Nominated Architects: Mark G Broadley [5823] Victor Schneider [11157]

Verify all dimensions on site prior to commencement of work.
Refer all discrepancies to the Architect for determination.
Use figured dimensions in preference to scaling.
This drawing is copyright and must not be retained, copied or used without the written consent of Giles Tribe Architects.

Project:
RESIDENTIAL FLAT BUILDING
4+8 CHERRY ST

WARRAWEE

Drawing:
BASEMENT 3 PLAN

Status: DA SUBMISSION

Scale:	1 : 100	Job No.	Drawing No. Rev.
Sheet Size:	A1	25025	DA200 E
Date:	13/05/2025		
Drawn:	OT	Reviewed	VS

C:\Users\Victoria\Documents\25025 - 4+8 Cherry St, Warrawee_DrThDN 5_Dina.ThompsonAtrH.rvt

CAR SPACES: 34
(34 RESIDENTIAL)

BIKE SPACES: 18
(18 RESIDENTIAL)

TOTAL FLOOR AREA: 1296.4 SQM
TOTAL STORAGE AREA: 89.9 SQM (7%)

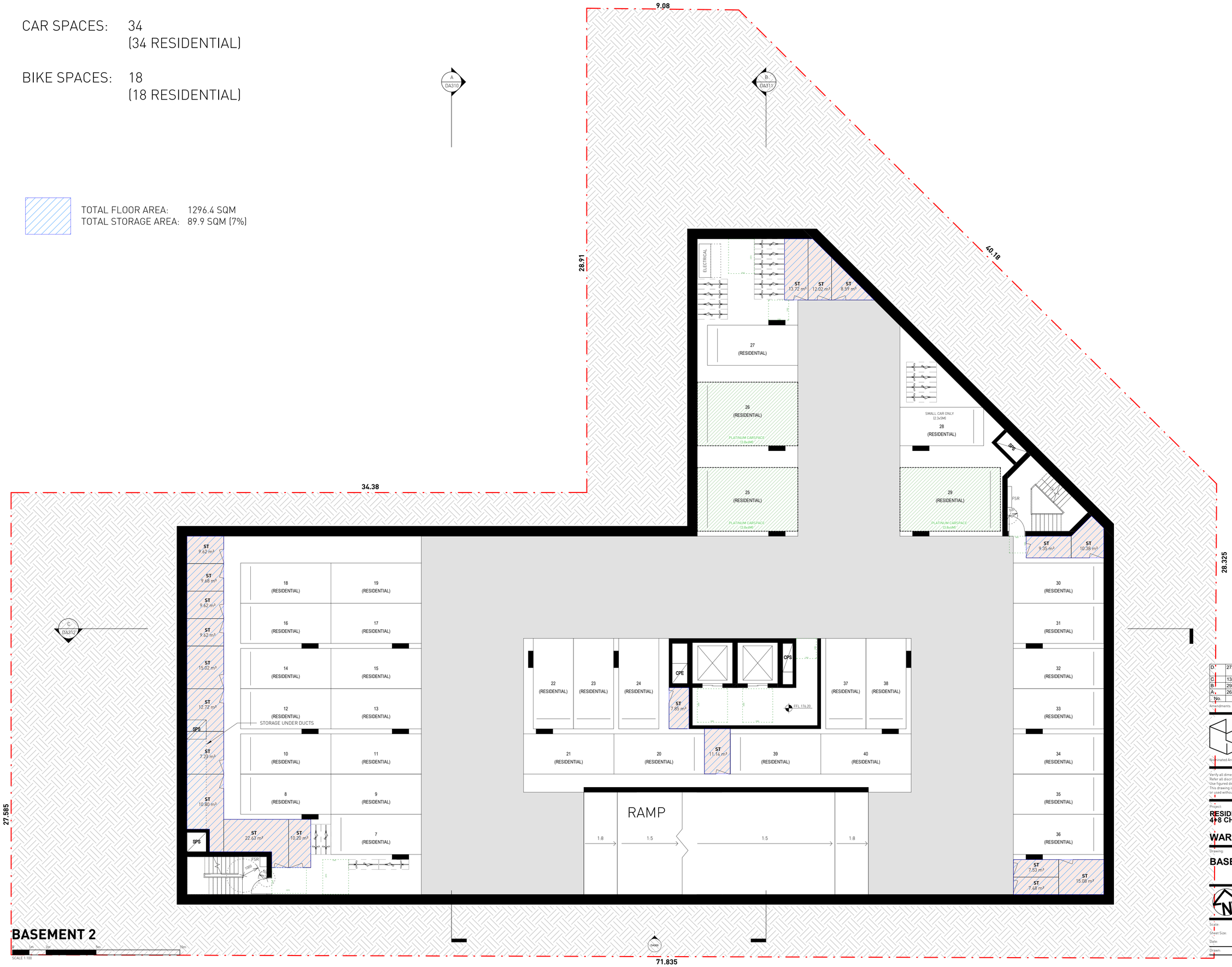

BASEMENT 2

SCALE 1:100

No.	Date	Description
D	27/06/2025	LANDSCAPE, TRAFFIC & SERVICES COORDINATION
C	13/06/2025	PRELIMINARY DA
B	29/05/2025	REVISED CONCEPT FOR COORDINATION
A	26/05/20205	REVISED CONCEPT AS PER EMAIL (21/05/25)

Amendments

GILES TRIBE
Level 1, 1 Chandos Street
St Leonards 2065 NSW AUSTRALIA
t: 61 2 9264 5005
e: gta@gilestribe.com.au
Giles Tribe Pty Ltd ABN 50 001259 507

Nominated Architects: Mark G Broadley [5823] Victor Schneider [11157]

Verify all dimensions on site prior to commencement of work.
Refer all discrepancies to the Architect for determination.
Use figured dimensions in preference to scaling.
This drawing is copyright and must not be retained, copied or used without the written consent of Giles Tribe Architects.

Project:
RESIDENTIAL FLAT BUILDING
4+8 CHERRY ST

WARRAWEE

Drawing:
BASEMENT 2 PLAN

Status:
DA SUBMISSION

Scale: 1 : 100
Sheet Size: A1
Date: 13/05/2025
Drawn: OT
Job No. 25025
Drawing No. DA201 D
Rev.
Reviewed VS

C:\Users\olivia\Documents\25025 - 4+8 Cherry St, Warrawee_OPTION 5_Olivia.ThompsonASRYQ.rvt

CAR SPACES: 17
(10 VISITOR-INCLUDING 1X ACCESSIBLE,
6 RESIDENTIAL,
1 CAR SHARE)

BIKE SPACES: 23
(6 VISITOR,
17 RESIDENTIAL)

TOTAL FLOOR AREA: 1222.4 SQM
TOTAL STORAGE AREA: 117.4 SQM (9.6%)

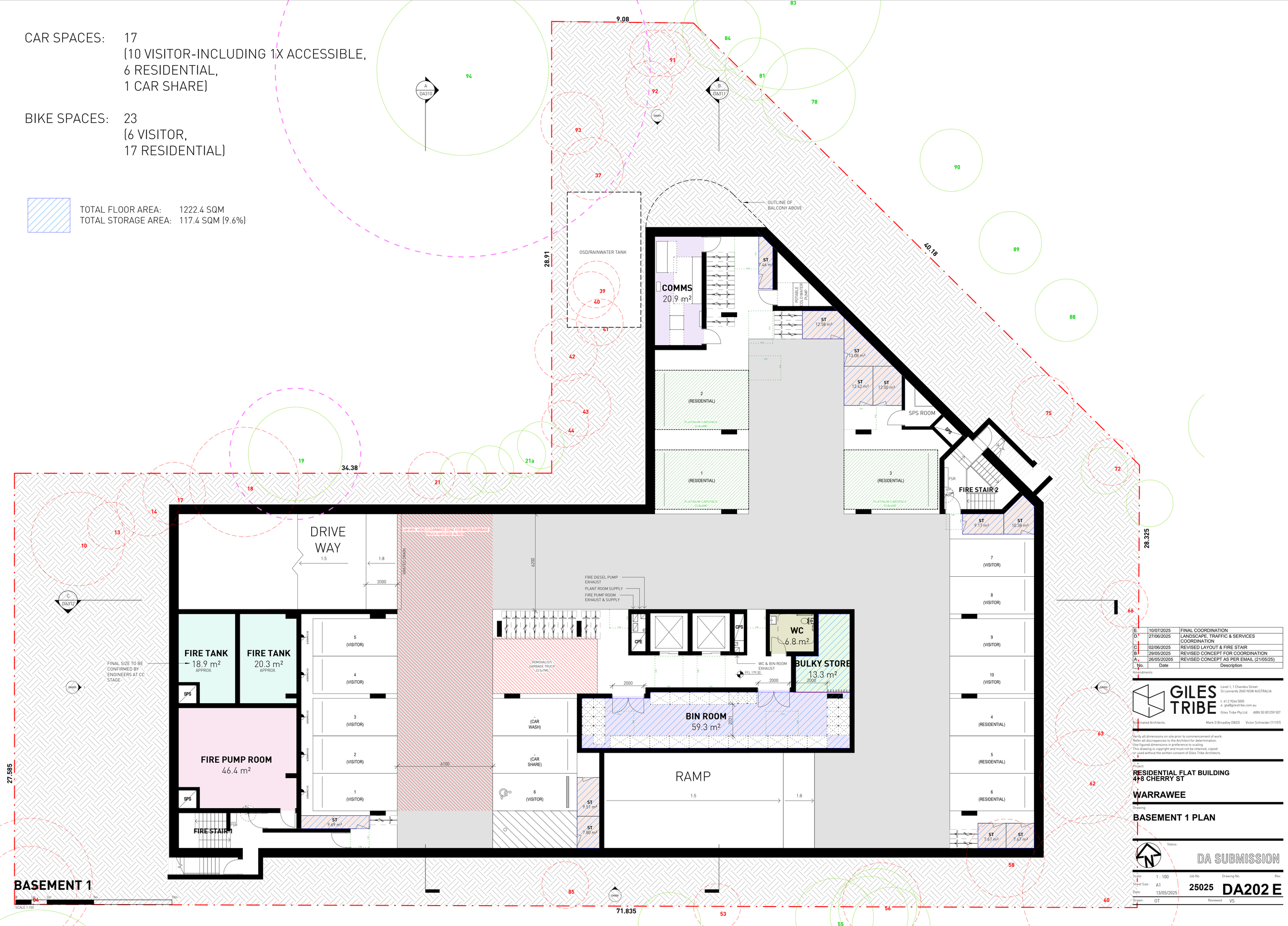

No.	Date	Description
E	10/07/2025	FINAL COORDINATION
D	27/06/2025	LANDSCAPE, TRAFFIC & SERVICES COORDINATION
C	02/06/2025	REVISED LAYOUT & FIRE STAIR
B	29/05/2025	REVISED CONCEPT FOR COORDINATION
A	26/05/20205	REVISED CONCEPT AS PER EMAIL (21/05/25)

Amendments

GILES TRIBE
Level 1, 1 Chandos Street
St Leonards 2065 NSW AUSTRALIA
t: 61 2 9264 5005
e: gta@gilestribe.com.au
Giles Tribe Pty Ltd ABN 50 001259 507
Nominated Architects: Mark G Broadley [5823] Victor Schneider [11157]

Verify all dimensions on site prior to commencement of work.
Refer all discrepancies to the Architect for determination.
Use figured dimensions in preference to scaling.
This drawing is copyright and must not be retained, copied or used without the written consent of Giles Tribe Architects.

Project:
RESIDENTIAL FLAT BUILDING
4+8 CHERRY ST
WARRAWEE

Drawing:
BASEMENT 1 PLAN

Status:
DA SUBMISSION

Scale: 1 : 100
Sheet Size: A1
Date: 13/05/2025
Drawn: OT
Job No. 25025
Drawing No. DA202 E
Rev.
Reviewed VS

STORAGE GROUND		
UNIT	BEDROOM	ST - UNIT
UG01	3 BED + MPR	7.73 m³
UG02	3 BED	5.54 m³
UG03	4 BED	5.44 m³
UG04	2 BED + STUDY	5.71 m³
UG05	3 BED	9.93 m³
UG06	3 BED	8.09 m³
		42.43 m³

CHERRY STREET

RAIL CORRIDOR

6 CHERRY ST

OSD & RAINWATER TANK BELOW. GENERAL RL 182.00 REFER TO STORMWATER ENGINEERS DETAILS

1.8m BOUNDARY FENCE

BOOSTER + WATER METER

GAS METER

PEDESTRIAN SITE VISUAL SPLAY

SUB-STATION

BAL 24.6 m²

UG01 - 3 BED + MPR 140.8 m²

BAL 19.4 m²

UG02 - 3 BED 117.5 m² PLATINUM

BAL 5.7 m²

BAL 15.0 m²

UG06 - 3 BED 133.4 m²

UG05 - 3 BED 132.1 m²

BAL 17.7 m²

UG04 - 2 BED + STUDY 100.6 m² PLATINUM

BAL 15.6 m²

UG03 - 4 BED 144.5 m²

BAL 15.6 m²

ACCESS TO COMMUNAL OPEN SPACE

ACCESS TO COMMUNAL OPEN SPACE

SERVICES

FIRE STAIR 1

FIRE STAIR 2

FIRE STAIR 3

FIRE STAIR 4

PARCELS/ B.MANAGER 11.4 m²

DOG WASH 11.3 m²

MAILBOXES

FOYER

ENTRY

BENCH SEAT

MAINTENANCE STORAGE

DRIVEWAY

GARDEN

SEAT

SEAT

SEAT

LANDSCAPING TO MATCH FALL OF RAMPS

LANDSCAPING TO MATCH FALL OF RAMPS

OUTLINE ABOVE

OUTLINE ABOVE

OPERABLE LOUVRES

OPERABLE LOUVRES

FIXED WINDOWS

SUPPLY LOUVRE

SUPPLY LOUVRE

GROUND LEVEL

SCALE 1:100

LEGEND

EXIST TREES

DEMOLISHED TREES

TPZ

No.	Date	Description
H	10/07/2025	FINAL COORDINATION
G	27/06/2025	LANDSCAPE, TRAFFIC & SERVICES COORDINATION
F	13/06/2025	PRELIMINARY DA
E	02/06/2025	REVISED LAYOUT & FIRE STAIR
D	29/05/2025	REVISED CONCEPT FOR COORDINATION
C	28/05/2025	REVISED CONCEPT AS PER MEETING (27/05/25)
B	26/05/20205	REVISED CONCEPT AS PER EMAIL (21/05/25)
A	19/05/2025	CONCEPT ISSUE

Amendments

GILES TRIBE
Level 1, 1 Chandos Street
St Leonards 2065 NSW AUSTRALIA
t: 61 2 9264 5005
e: gtal@gilestribe.com.au
Giles Tribe Pty Ltd ABN 50 001259 507
Nominated Architects: Mark G Broadley [5823] Victor Schneider [11157]

Verify all dimensions on site prior to commencement of work.
Refer all discrepancies to the Architect for determination.
Use figured dimensions in preference to scaling.
This drawing is copyright and must not be retained, copied or used without the written consent of Giles Tribe Architects.

Project:

RESIDENTIAL FLAT BUILDING 4+8 CHERRY ST

WARRAWEE

Drawing:

GROUND LEVEL PLAN

Status:

DA SUBMISSION

Scale:	1 : 100	Job No.	Drawing No. Rev.
Sheet Size:	A1	25025	DA203 H
Date:	13/05/2025		
Drawn:	OT	Reviewed	VS

C:\Users\olivia\Documents\25025_+4-8 Cherry St, Warrawee_pHTOV.5_Olivia.Thompson.rvt

STORAGE LEVEL 1		
UNIT	BEDROOM	ST - UNIT
U101	3 BED + MPR	12.00 m³
U102	3 BED	5.54 m³
U103	2 BED	4.09 m³
U104	2 BED	4.09 m³
U105	STUDIO BED	2.67 m³
U106	2 BED	5.48 m³
U107	3 BED	9.42 m³
U108	3 BED + MPR	9.94 m³
		53.22 m³



No.	Date	Description
H	10/07/2025	FINAL COORDINATION
G	27/06/2025	LANDSCAPE, TRAFFIC & SERVICES COORDINATION
F	13/06/2025	PRELIMINARY DA
E	02/06/2025	REVISED LAYOUT & FIRE STAIR
D	29/05/2025	REVISED CONCEPT FOR COORDINATION
C	28/05/2025	REVISED CONCEPT AS PER MEETING (27/05/25)
B	26/05/20205	REVISED CONCEPT AS PER EMAIL (21/05/25)
A	19/05/2025	CONCEPT ISSUE

Amendments

GILES TRIBE
Level 1, 1 Chandos Street
St Leonards 2065 NSW AUSTRALIA
t: 61 2 9264 5005
e: gta@gilestribe.com.au
Giles Tribe Pty Ltd ABN 50 001259 507

Nominated Architects: Mark G Broadley [5823] Victor Schneider [11157]

Verify all dimensions on site prior to commencement of work.
Refer all discrepancies to the Architect for determination.
Use figured dimensions in preference to scaling.
This drawing is copyright and must not be retained, copied or used without the written consent of Giles Tribe Architects.

Project:
RESIDENTIAL FLAT BUILDING
4+8 CHERRY ST

WARRAWEE

Drawing:
LEVEL 1 PLAN

Status:
DA SUBMISSION

Scale: 1 : 100
Sheet Size: A1
Date: 13/05/2025
Drawn: OT
Job No. 25025
Drawing No. DA204 H
Rev.
Reviewed VS

STORAGE LEVEL 2-3		
UNIT	BEDROOM	ST - UNIT
U201	3 BED + MPR	12.00 m³
U202	3 BED	5.54 m³
U203	2 BED	4.09 m³
U204	2 BED	4.09 m³
U205	STUDIO BED	2.67 m³
U206	2 BED	5.48 m³
U207	3 BED	9.42 m³
U208	3 BED + MPR	9.94 m³
		53.22 m³

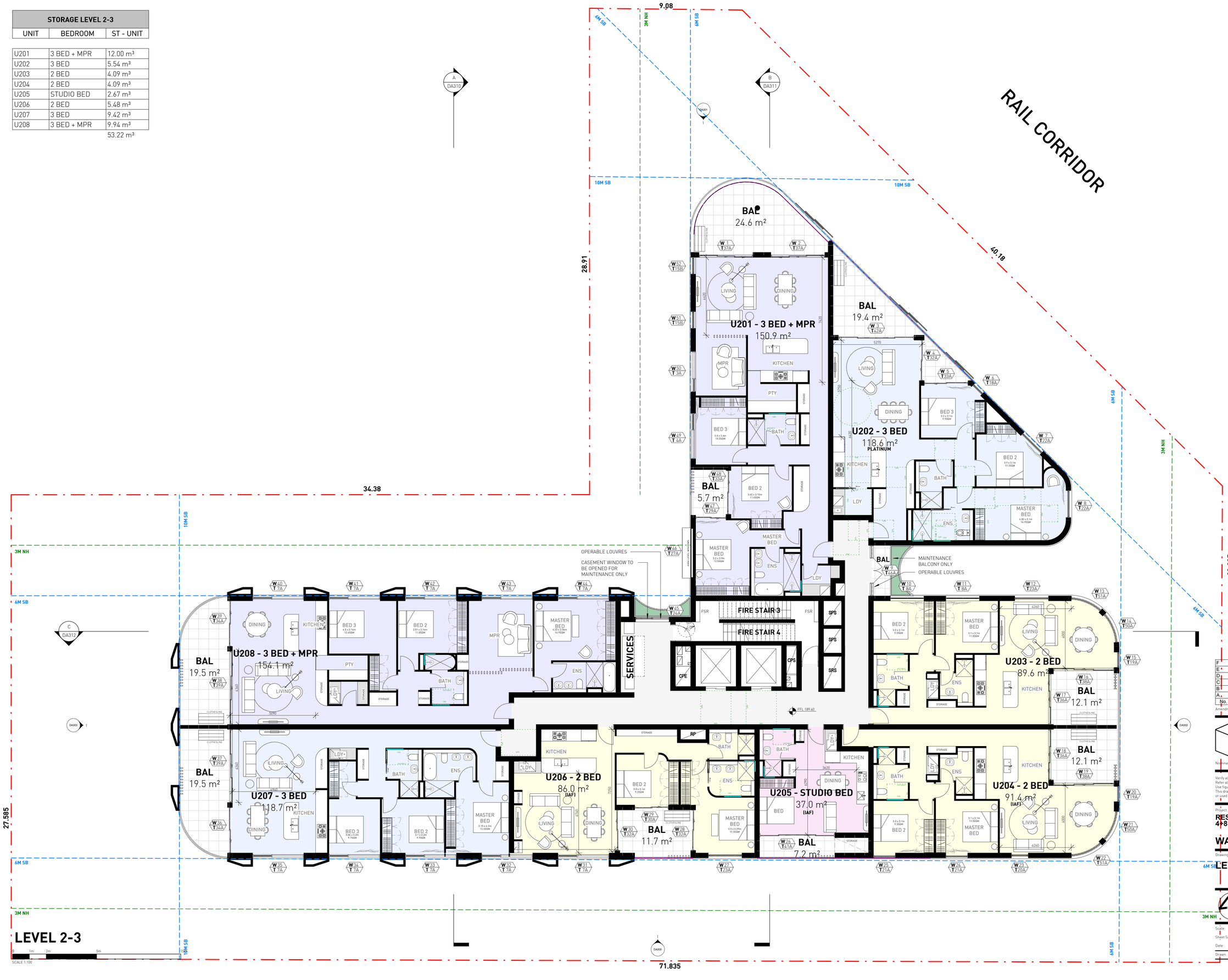

No.	Date	Description
F	10/07/2025	FINAL COORDINATION
E	13/06/2025	PRELIMINARY DA
D	02/06/2025	REVISED LAYOUT & FIRE STAIR
C	29/05/2025	REVISED CONCEPT FOR COORDINATION
B	26/05/20205	REVISED CONCEPT AS PER EMAIL (21/05/25)
A	19/05/2025	CONCEPT ISSUE

Amendments

GILES TRIBE
Level 1, 1 Chandos Street
St Leonards 2065 NSW AUSTRALIA
t: 61 2 9264 5005
e: gta@gilestribe.com.au
Giles Tribe Pty Ltd ABN 50 001259 507
Nominated Architects: Mark G Broadley [5823] Victor Schneider [11157]

Verify all dimensions on site prior to commencement of work.
Refer all discrepancies to the Architect for determination.
Use figured dimensions in preference to scaling.
This drawing is copyright and must not be retained, copied or used without the written consent of Giles Tribe Architects.

Project:
RESIDENTIAL FLAT BUILDING
4+8 CHERRY ST

WARRAWEE

Drawing:
LEVEL 2-3 PLAN

Status:
DA SUBMISSION

Scale: 1 : 100	Job No.	Drawing No.	Rev.
Sheet Size: A1	25025	DA205 F	
Date: 13/05/2025			
Drawn: OT	Reviewed: VS		

STORAGE LEVEL 4		
UNIT	BEDROOM	ST - UNIT
U401	3 BED	7.61 m³
U402	3 BED	5.54 m³
U403	1 BED	3.12 m³
U404	3 BED + STUDY	7.57 m³
U405	3 BED	7.45 m³
U406	3 BED	5.03 m³
		36.32 m³

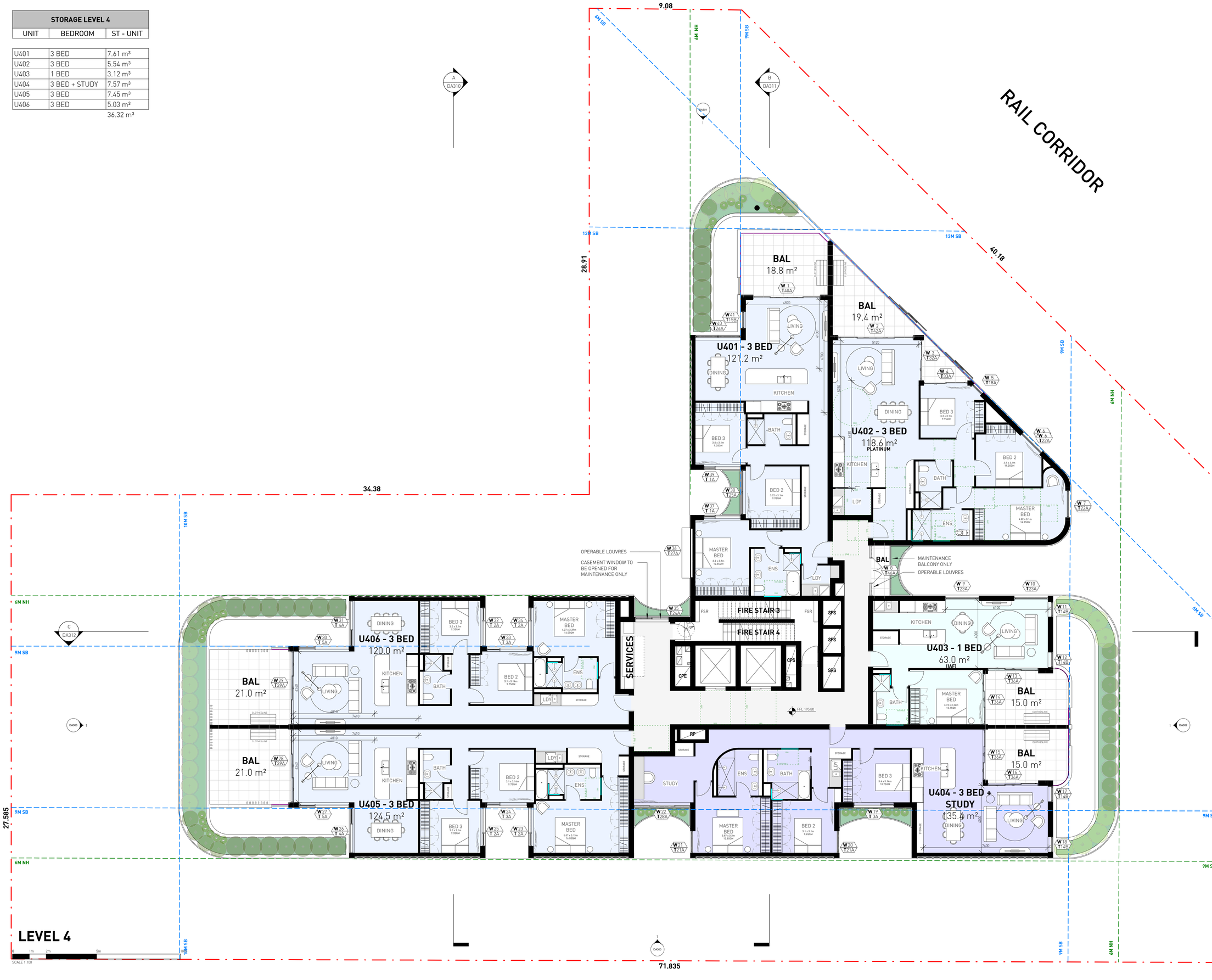

LEVEL 4

SCALE 1:100

No.	Date	Description
G	10/07/2025	FINAL COORDINATION
F	27/06/2025	LANDSCAPE, TRAFFIC & SERVICES COORDINATION
E	13/06/2025	PRELIMINARY DA
D	02/06/2025	REVISED LAYOUT & FIRE STAIR
C	29/05/2025	REVISED CONCEPT FOR COORDINATION
B	26/05/20205	REVISED CONCEPT AS PER EMAIL (21/05/25)
A	19/05/2025	CONCEPT ISSUE

Amendments

GILES TRIBE
Level 1, 1 Chandos Street
St Leonards 2065 NSW AUSTRALIA
t: 61 2 9264 5005
e: gta@gilestribe.com.au
Giles Tribe Pty Ltd ABN 50 001259 507
Nominated Architects: Mark G Broadley [5823] Victor Schneider [11157]

Verify all dimensions on site prior to commencement of work.
Refer all discrepancies to the Architect for determination.
Use figured dimensions in preference to scaling.
This drawing is copyright and must not be retained, copied or used without the written consent of Giles Tribe Architects.

Project:
RESIDENTIAL FLAT BUILDING
4+8 CHERRY ST

WARRAWEE

Drawing:
LEVEL 4 PLAN

Status:
DA SUBMISSION

Scale: 1 : 100
Sheet Size: A1
Date: 13/05/2025
Job No. 25025
Drawing No. DA206 G
Rev.
Drawn: OT
Reviewed: VS

C:\Users\olivia\Documents\25025 - 4+8 Cherry St, Warrawee_OPTION 5_Olivia.Thompson\ASRYQ.rvt

STORAGE LEVEL 5-7		
UNIT	BEDROOM	ST - UNIT
U501	3 BED	7.61 m³
U502	3 BED	5.54 m³
U503	1 BED	3.12 m³
U504	3 BED + STUDY	7.57 m³
U505	3 BED	7.45 m³
U506	3 BED	5.03 m³
		36.32 m³



No.	Date	Description
G	10/07/2025	FINAL COORDINATION
F	27/06/2025	LANDSCAPE, TRAFFIC & SERVICES COORDINATION
E	13/06/2025	PRELIMINARY DA
D	02/06/2025	REVISED LAYOUT & FIRE STAIR
C	29/05/2025	REVISED CONCEPT FOR COORDINATION
B	26/05/20205	REVISED CONCEPT AS PER EMAIL (21/05/25)
A	19/05/2025	CONCEPT ISSUE

Amendments

GILES TRIBE
Level 1, 1 Chandos Street
St Leonards 2065 NSW AUSTRALIA
t: 61 2 9264 5005
e: gt@gilestribe.com.au
Giles Tribe Pty Ltd ABN 50 001259 507
Nominated Architects: Mark G Broadley [5823] Victor Schneider [11157]

Verify all dimensions on site prior to commencement of work.
Refer all discrepancies to the Architect for determination.
Use figured dimensions in preference to scaling.
This drawing is copyright and must not be retained, copied or used without the written consent of Giles Tribe Architects.

Project:
RESIDENTIAL FLAT BUILDING
4+8 CHERRY ST

WARRAWEE

Drawing:
LEVEL 5-7 PLAN

Status:
DA SUBMISSION

Scale:	1 : 100	Job No.	Drawing No.	Rev.
Sheet Size:	A1	25025	DA207	G
Date:	13/05/2025			
Drawn:	OT	Reviewed:	VS	

C:\Users\Admin\Documents\25025 - 4+8 Cherry St, Warrawee_OPTION 5_Revit_ThompsonAS91.rvt



COMMUNAL OPEN SPACE VIEW - PREPARED BY LUDA STUDIOS

STORAGE LEVEL 8		
UNIT	BEDROOM	ST - UNIT
U801	3 BED + MPR	6.31 m³
		6.31 m³

LEVEL 8

SCALE 1:100

No.	Date	Description
G	10/07/2025	FINAL COORDINATION
F	27/06/2025	LANDSCAPE, TRAFFIC & SERVICES COORDINATION
E	13/06/2025	PRELIMINARY DA
D	02/06/2025	REVISED LAYOUT & FIRE STAIR
C	29/05/2025	REVISED CONCEPT FOR COORDINATION
B	26/05/20205	REVISED CONCEPT AS PER EMAIL (21/05/25)
A	19/05/2025	CONCEPT ISSUE

Amendments

GILES TRIBE
Level 1, 1 Chandos Street
St Leonards 2065 NSW AUSTRALIA
t: 61 2 9264 5005
e: gta@gilestribe.com.au
Giles Tribe Pty Ltd ABN 50 001259 507

Nominated Architects: Mark G Broadley [5823] Victor Schneider [11157]

Verify all dimensions on site prior to commencement of work.
Refer all discrepancies to the Architect for determination.
Use figured dimensions in preference to scaling.
This drawing is copyright and must not be retained, copied or used without the written consent of Giles Tribe Architects.

Project:
RESIDENTIAL FLAT BUILDING
4+8 CHERRY ST

WARRAWEE

Drawing:
LEVEL 8 PLAN

Status:
DA SUBMISSION

Scale:	1 : 100	Job No.	Drawing No. Rev.
Sheet Size:	A1	25025	DA208 G
Date:	13/05/2025		
Drawn:	OT	Reviewed	VS

C:\Users\vivia\Documents\25025 - 4+8 Cherry St, Warrawee_cPTIUlN S_Olivia.Thompson.rvt

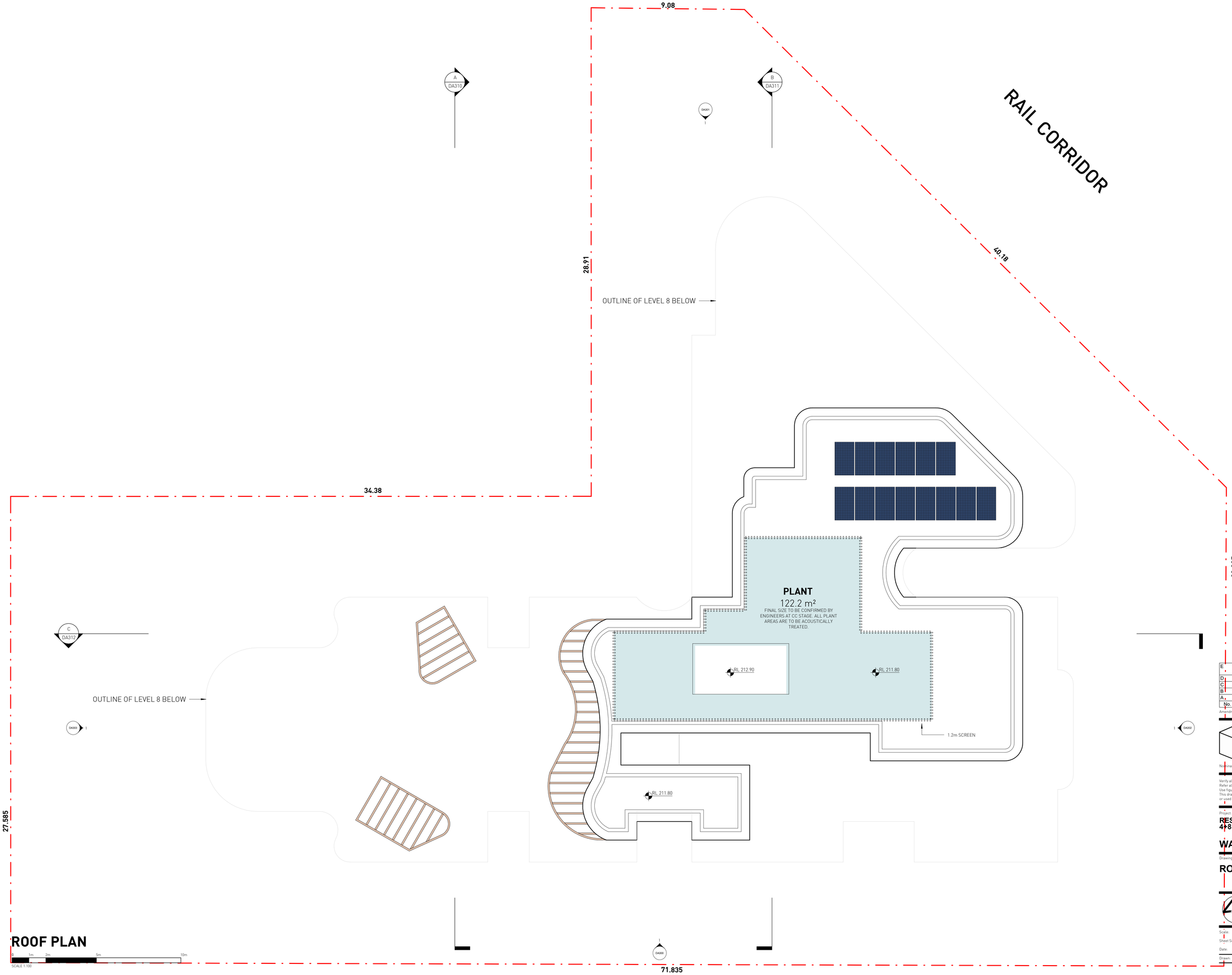

ROOF PLAN

0 1m 2m 5m 10m
SCALE 1:100

No.	Date	Description
E	27/06/2025	LANDSCAPE, TRAFFIC & SERVICES COORDINATION
D	13/06/2025	PRELIMINARY DA
C	02/06/2025	REVISED LAYOUT & FIRE STAIR
B	29/05/2025	REVISED CONCEPT FOR COORDINATION
A	26/05/20205	REVISED CONCEPT AS PER EMAIL (21/05/25)

Amendments

GILES TRIBE
Level 1, 1 Chandos Street
St Leonards 2065 NSW AUSTRALIA
t: 61 2 9264 5005
e: gta@gilestribe.com.au
Giles Tribe Pty Ltd ABN 50 001259 507

Nominated Architects: Mark G Broadley [5823] Victor Schneider [11157]

Verify all dimensions on site prior to commencement of work.
Refer all discrepancies to the Architect for determination.
Use figured dimensions in preference to scaling.
This drawing is copyright and must not be retained, copied or used without the written consent of Giles Tribe Architects.

Project:
RESIDENTIAL FLAT BUILDING
4+8 CHERRY ST

WARRAWEE

Drawing:
ROOF PLAN

Status:
DA SUBMISSION

Scale: 1 : 100
Sheet Size: A1
Date: 13/05/2025
Job No. 25025
Drawing No. DA209 E
Rev.
Drawn: OT
Reviewed VS

C:\Users\olivia\Documents\25025 - 4+8 Cherry St, Warrawee_OPTION 5_Olivia.ThompsonASRYQ.rvt

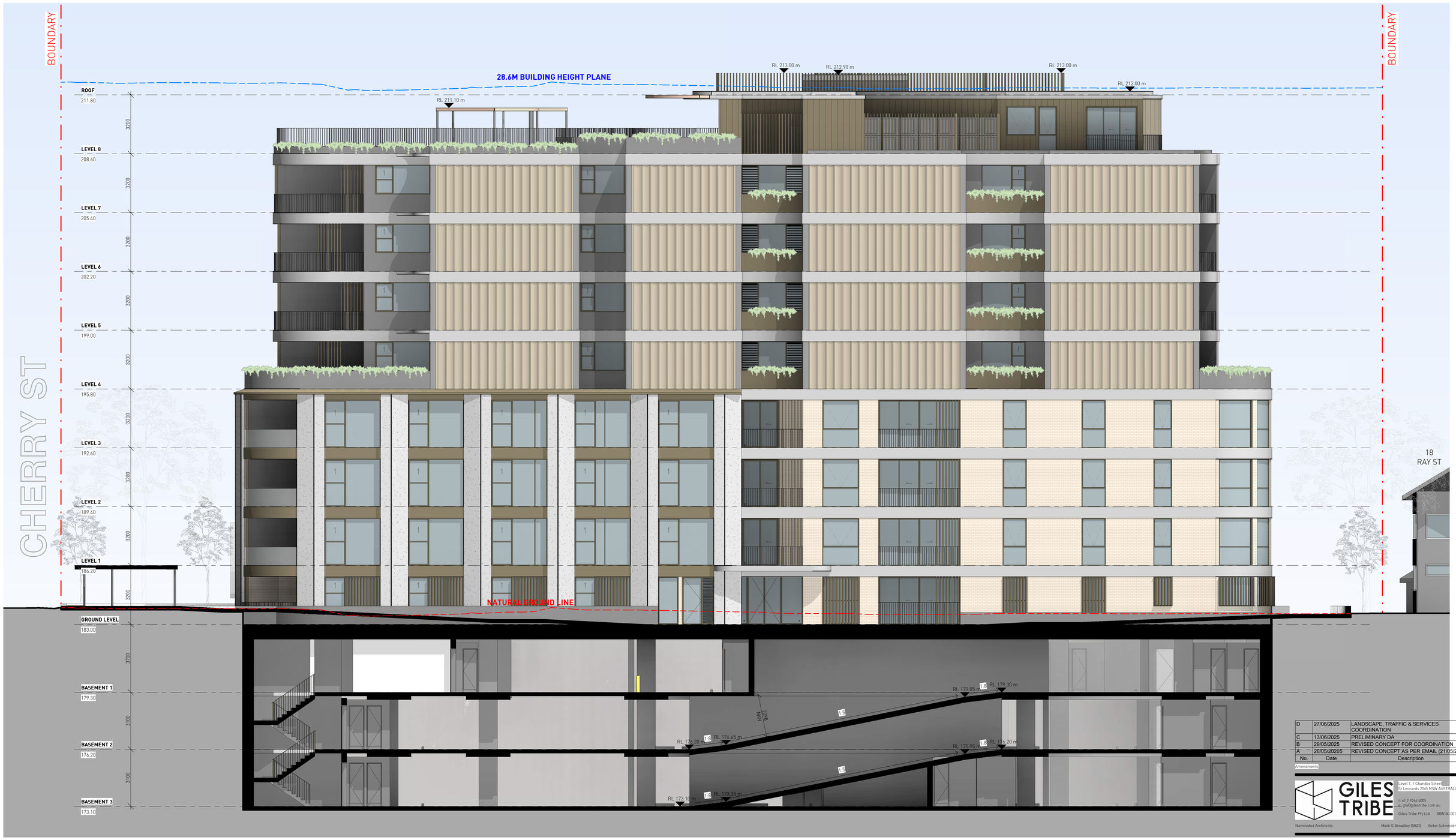

ELEVATION SOUTH


1. FACEBRICK FACADE


2. METAL CLADDING


3. TEXTURED CLADDING


4. CONCRETE WALLS


5. CONCRETE COLUMNS/ FACADE EXTRUSIONS


6. CONCRETE PLANTER/ BALUSTRADE


7. METAL PLANTER


8. STONE CLADDING


9. VERTICAL PRIVACY SCREENS


10. PERFORATED PRIVACY SCREENS


11. GLASS BALUSTRADE


12. METAL BALUSTRADE

0 1m 2m 5m 10m
SCALE 1:100

No.	Date	Description
D	27/06/2025	LANDSCAPE, TRAFFIC & SERVICES COORDINATION
C	13/06/2025	PRELIMINARY DA
B	29/05/2025	REVISED CONCEPT FOR COORDINATION
A	26/05/20205	REVISED CONCEPT AS PER EMAIL (21/05/25)

Amendments

GILES TRIBE
Level 1, 1 Chandos Street
St Leonards 2065 NSW AUSTRALIA
t: 61 2 9264 5005
e: gta@gilestribe.com.au
Giles Tribe Pty Ltd ABN 50 001259 507
Nominated Architects: Mark G Broadley [5823] Victor Schneider [11157]

Verify all dimensions on site prior to commencement of work.
Refer all discrepancies to the Architect for determination.
Use figured dimensions in preference to scaling.
This drawing is copyright and must not be retained, copied or used without the written consent of Giles Tribe Architects.

Project:
RESIDENTIAL FLAT BUILDING 4+8 CHERRY ST

WARRAWEE

Drawing:
ELEVATIONS SOUTH

Status:
DA SUBMISSION

Scale: 1 : 100	Job No. 25025	Drawing No. DA300 D	Rev.
Sheet Size: A1			
Date: 13/05/2025			
Drawn: OT	Reviewed VS		

C:\Users\olivia\Documents\25025 - 4+8 Cherry St, Warrawee_NEW TOPOGRAPHY_Olivia.Thompson&SRYQ.rvt



ELEVATION NORTH


1. FACEBRICK FACADE


2. METAL CLADDING


3. TEXTURED CLADDING


4. CONCRETE WALLS


5. CONCRETE COLUMNS/ FACADE EXTRUSIONS


6. CONCRETE PLANTER/ BALUSTRADE


7. METAL PLANTER


8. STONE CLADDING


9. VERTICAL PRIVACY SCREENS


10. PERFORATED PRIVACY SCREENS


11. GLASS BALUSTRADE


12. METAL BALUSTRADE

0 1m 2m 5m 10m
SCALE 1:100

No.	Date	Description
E	10/07/2025	FINAL COORDINATION
D	27/06/2025	LANDSCAPE, TRAFFIC & SERVICES COORDINATION
C	13/06/2025	PRELIMINARY DA
B	29/05/2025	REVISED CONCEPT FOR COORDINATION
A	26/05/20205	REVISED CONCEPT AS PER EMAIL (21/05/25)

Amendments

GILES TRIBE
Level 1, 1 Chandos Street
St Leonards 2065 NSW AUSTRALIA
t: 61 2 9264 5005
e: gta@gilestribe.com.au
Giles Tribe Pty Ltd ABN 50 001259 507
Nominated Architects: Mark G Broadley [5823] Victor Schneider [11157]

Verify all dimensions on site prior to commencement of work.
Refer all discrepancies to the Architect for determination.
Use figured dimensions in preference to scaling.
This drawing is copyright and must not be retained, copied or used without the written consent of Giles Tribe Architects.

Project:
RESIDENTIAL FLAT BUILDING
4+8 CHERRY ST

WARRAWEE

Drawing:
ELEVATIONS NORTH

Status:
DA SUBMISSION

Scale: 1 : 100
Sheet Size: A1
Date: 13/05/2025
Job No. 25025
Drawing No. DA301
Rev. E
Drawn: OT
Reviewed: VS

C:\Users\olivia\Documents\25025 - 4-8 Cherry St, Warrawee_NEW TOPOGRAPHY_Olivia.ThompsonASRYQ.rvt



ELEVATION EAST


1. FACEBRICK FACADE


2. METAL CLADDING


3. TEXTURED CLADDING


4. CONCRETE WALLS


5. CONCRETE COLUMNS/ FACADE EXTRUSIONS


6. CONCRETE PLANTER/ BALUSTRADE


7. METAL PLANTER


8. STONE CLADDING


9. VERTICAL PRIVACY SCREENS


10. PERFORATED PRIVACY SCREENS


11. GLASS BALUSTRADE


12. METAL BALUSTRADE

0 1m 2m 5m 10m
SCALE 1:100

No.	Date	Description
F	10/07/2025	FINAL COORDINATION
E	27/06/2025	LANDSCAPE, TRAFFIC & SERVICES COORDINATION
D	16/06/2025	REVISED WINDOW TYPE
C	13/06/2025	PRELIMINARY DA
B	29/05/2025	REVISED CONCEPT FOR COORDINATION
A	26/05/20205	REVISED CONCEPT AS PER EMAIL (21/05/25)

Amendments

GILES TRIBE
Level 1, 1 Chandos Street
St Leonards 2065 NSW AUSTRALIA
t: 61 2 9264 5005
e: gta@gilestribe.com.au
Giles Tribe Pty Ltd ABN 50 001259 507
Nominated Architects: Mark G Broadley [5823] Victor Schneider [11157]

Verify all dimensions on site prior to commencement of work.
Refer all discrepancies to the Architect for determination.
Use figured dimensions in preference to scaling.
This drawing is copyright and must not be retained, copied or used without the written consent of Giles Tribe Architects.

Project:
RESIDENTIAL FLAT BUILDING
4+8 CHERRY ST

WARRAWEE

Drawing:
ELEVATIONS EAST

Status:
DA SUBMISSION

Scale: 1 : 100
Sheet Size: A1
Date: 13/05/2025
Job No. 25025
Drawing No. DA302 F
Rev.
Drawn: OT
Reviewed VS

C:\Users\olivia\Documents\25025 - 4+8 Cherry St, Warrawee_NEW TOPOGRAPHY_Olivia.Thompson&SRYQ.rvt



ELEVATION WEST


1. FACEBRICK FACADE


2. METAL CLADDING


3. TEXTURED CLADDING


4. CONCRETE WALLS


5. CONCRETE COLUMNS/ FACADE EXTRUSIONS


6. CONCRETE PLANTER/ BALUSTRADE


7. METAL PLANTER


8. STONE CLADDING


9. VERTICAL PRIVACY SCREENS


10. PERFORATED PRIVACY SCREENS


11. GLASS BALUSTRADE


12. METAL BALUSTRADE

0 1m 2m 5m 10m
SCALE 1:100

No.	Date	Description
E	10/07/2025	FINAL COORDINATION
D	27/06/2025	LANDSCAPE, TRAFFIC & SERVICES COORDINATION
C	13/06/2025	PRELIMINARY DA
B	29/05/2025	REVISED CONCEPT FOR COORDINATION
A	26/05/20205	REVISED CONCEPT AS PER EMAIL (21/05/25)

Amendments

GILES TRIBE
Level 1, 1 Chandos Street
St Leonards 2065 NSW AUSTRALIA
t: 61 2 9264 5005
e: gtal@gilestribe.com.au
Giles Tribe Pty Ltd ABN 50 001259 507
Nominated Architects: Mark G Broadley [5823] Victor Schneider [11157]

Verify all dimensions on site prior to commencement of work.
Refer all discrepancies to the Architect for determination.
Use figured dimensions in preference to scaling.
This drawing is copyright and must not be retained, copied or used without the written consent of Giles Tribe Architects.

Project:
RESIDENTIAL FLAT BUILDING
4+8 CHERRY ST

WARRAWEE

Drawing:
ELEVATIONS WEST

Status:
DA SUBMISSION

Scale:	1 : 100	Job No.	25025
Sheet Size:	A1	Drawing No.	DA303 E
Date:	13/05/2025	Rev.	
Drawn:	OT	Reviewed:	VS

C:\Users\olivia\Documents\25025 - 4+8 Cherry St - Warrawee_NEW TOP\OLIVIA.rvt, Olivia.ThompsonADR10.cnt



STREET ELEVATION

0 1m 2m 5m 10m 20m
SCALE 1:200

No.	Date	Description
B	10/07/2025	FINAL COORDINATION
A	27/06/2025	LANDSCAPE, TRAFFIC & SERVICES COORDINATION

Amendments

GILES TRIBE
Level 1, 1 Chandos Street
St Leonards 2065 NSW AUSTRALIA
t: 61 2 9264 5005
e: gta@gilestribe.com.au
Giles Tribe Pty Ltd ABN 50 001259 507

Nominated Architects: Mark G Broadley [5823] Victor Schneider [11157]

Verify all dimensions on site prior to commencement of work.
Refer all discrepancies to the Architect for determination.
Use figured dimensions in preference to scaling.
This drawing is copyright and must not be retained, copied
or used without the written consent of Giles Tribe Architects.

Project:
RESIDENTIAL FLAT BUILDING
4+8 CHERRY ST

WARRAWEE

Drawing:
STREET ELEVATION

Status:
DA SUBMISSION

Scale:	1 : 200	Job No.	Drawing No. Rev.
Sheet Size:	A1	25025	DA304 B
Date:	13/05/2025		
Drawn:	OT	Reviewed	VS

C:\Users\olivia\Documents\25025 - 4+8 Cherry St, Warrawee_OPTION 5_Olivia.Thompson@GTO.rvt

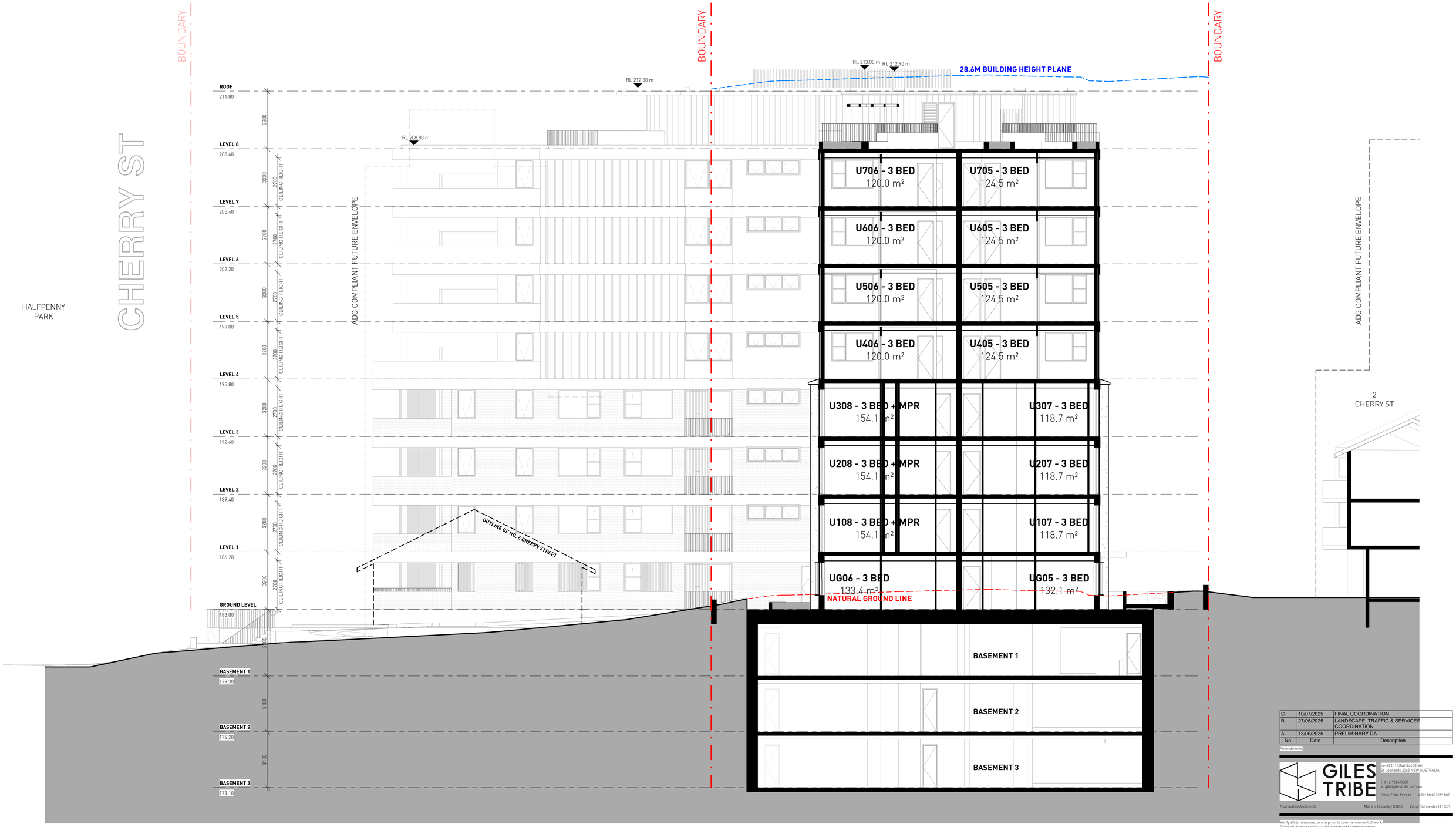

A
DA310

SECTION A

1 : 100

0 1m 2m 5m 10m
SCALE 1:100

No.	Date	Description
C	10/07/2025	FINAL COORDINATION
B	27/06/2025	LANDSCAPE, TRAFFIC & SERVICES COORDINATION
A	13/06/2025	PRELIMINARY DA

Amendments

GILES TRIBE
Level 1, 1 Chandos Street
St Leonards 2065 NSW AUSTRALIA
t: 61 2 9264 5005
e: gta@gilestribe.com.au
Giles Tribe Pty Ltd ABN 50 001259 507
Nominated Architects: Mark G Broadley [5823] Victor Schneider [11157]

Verify all dimensions on site prior to commencement of work.
Refer all discrepancies to the Architect for determination.
Use figured dimensions in preference to scaling.
This drawing is copyright and must not be retained, copied or used without the written consent of Giles Tribe Architects.

Project:
RESIDENTIAL FLAT BUILDING
4+8 CHERRY ST

WARRAWEE

Drawing:
SECTION A

Status:
DA SUBMISSION

Scale: 1 : 100	Job No.	Drawing No.	Rev.
Sheet Size: A1	25025	DA310	C
Date: 13/05/2025			
Drawn: OT	Reviewed: VS		

C:\Users\olivia\Documents\25025 - 4+8 Cherry St, Warrawee_NEW TOPOGRAPHY_Olivia.ThompsonASRYQ.rvt

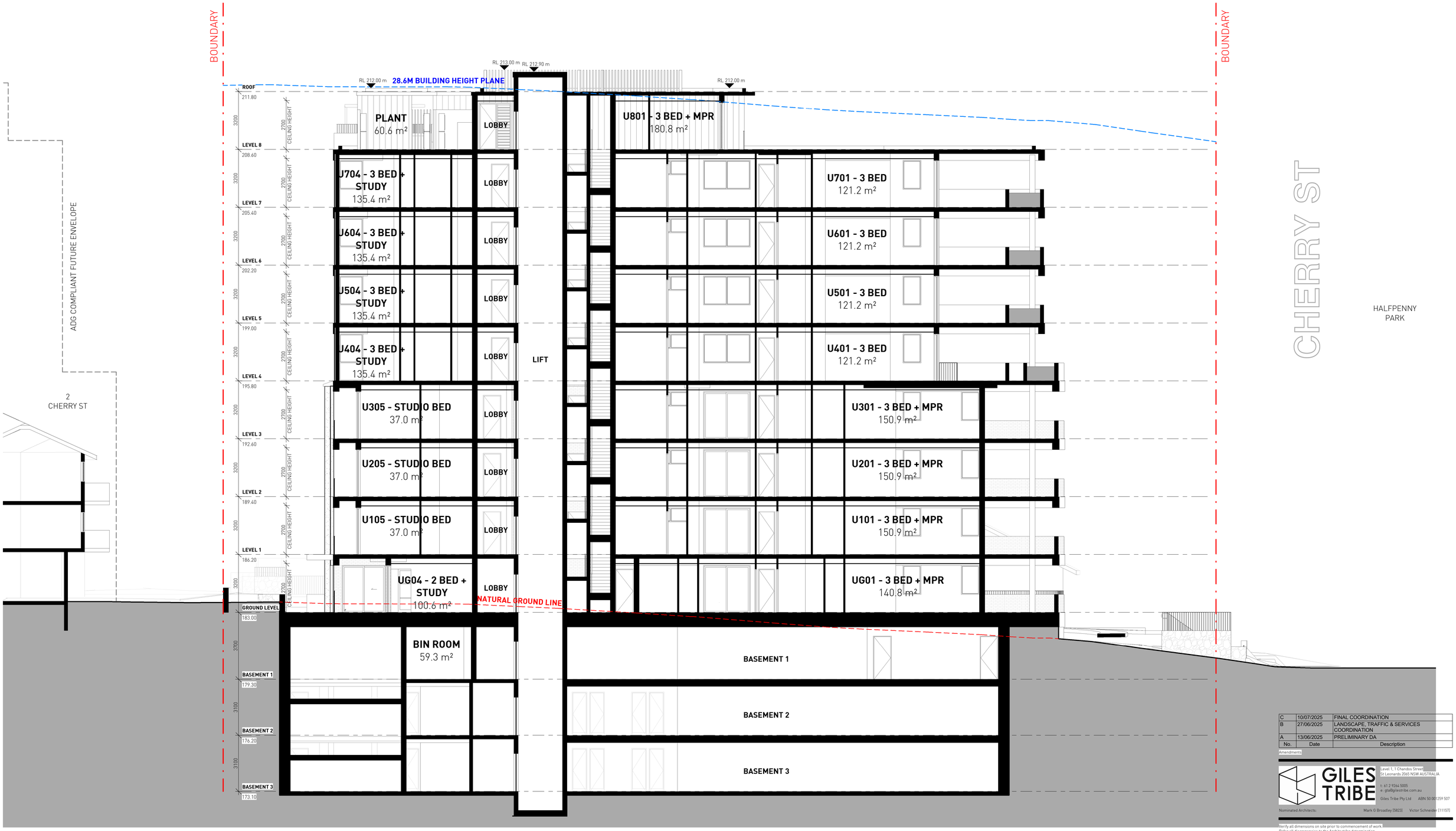

B
DA311

SECTION B

1 : 100

0 1m 2m 5m 10m
SCALE 1:100

No.	Date	Description
C	10/07/2025	FINAL COORDINATION
B	27/06/2025	LANDSCAPE, TRAFFIC & SERVICES COORDINATION
A	13/06/2025	PRELIMINARY DA

Amendments

GILES TRIBE
Level 1, 1 Chandos Street
St Leonards 2065 NSW AUSTRALIA
t: 61 2 9264 5005
e: gta@gilestribe.com.au
Giles Tribe Pty Ltd ABN 50 002 259 507
Nominated Architects: Mark G Broadley [5823] Victor Schneider [11157]

Verify all dimensions on site prior to commencement of work.
Refer all discrepancies to the Architect for determination.
Use figured dimensions in preference to scaling.
This drawing is copyright and must not be retained, copied or used without the written consent of Giles Tribe Architects.

Project:
RESIDENTIAL FLAT BUILDING
4+8 CHERRY ST

WARRAWEE

Drawing:
SECTION B

Status:
DA SUBMISSION

Scale:	1 : 100	Job No.	Drawing No. Rev.
Sheet Size:	A1	25025	DA311 C
Date:	13/05/2025		
Drawn:	OT	Reviewed:	VS

C:\Users\Admin\Documents\25025 - 4+8 Cherry St, Warrawee_NEW TOPOGRAPHY_Olivia.Thompson.rvt

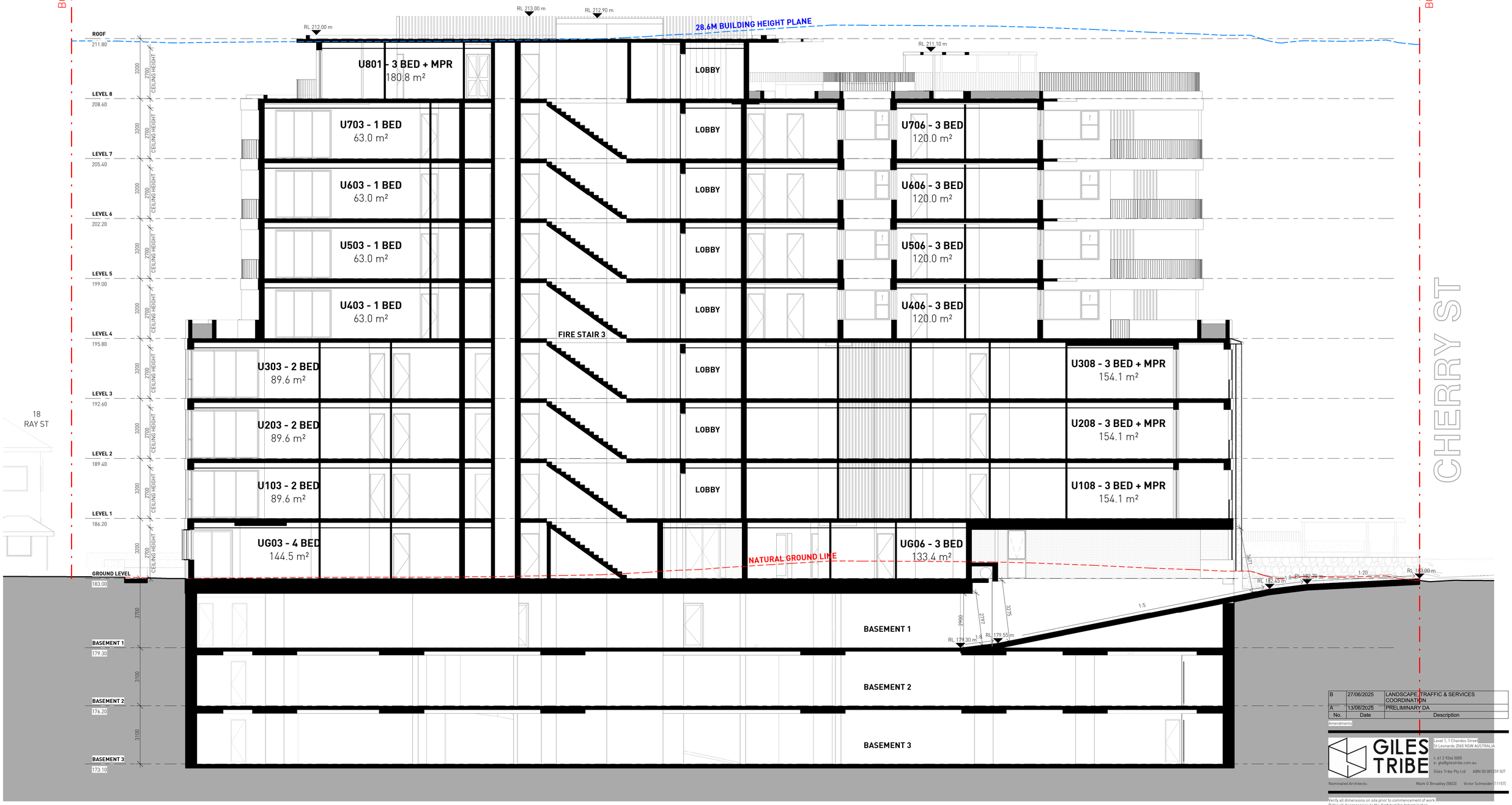

C DA312

SECTION C

1 : 100

0 1m 2m 5m 10m

SCALE 1:100

No.	Date	Description
B	27/06/2025	LANDSCAPE, TRAFFIC & SERVICES COORDINATION
A	13/06/2025	PRELIMINARY DA

Amendments:

GILES TRIBE

Level 1, 1 Chandos Street
St Leonards 2065 NSW AUSTRALIA
t: 61 2 9264 5005
e: gta@gilestribe.com.au
Giles Tribe Pty Ltd ABN 50 001259 507

Nominated Architects: Mark G Broadley [5823] Victor Schneider [11157]

Verify all dimensions on site prior to commencement of work.
Refer all discrepancies to the Architect for determination.
Use figured dimensions in preference to scaling.
This drawing is copyright and must not be retained, copied or used without the written consent of Giles Tribe Architects.

Project:

RESIDENTIAL FLAT BUILDING
4+8 CHERRY ST

WARRAWEE

Drawing:

SECTION C

Status: DA SUBMISSION

Scale:	1 : 100	Job No.	Drawing No. Rev.
Sheet Size:	A1	25025	DA312 B
Date:	13/05/2025		
Drawn:	OT	Reviewed	VS

C:\Users\vsilva\Documents\25025 - 4+8 Cherry St, Warrawee_NEW 10R05MWR_Silva.ThompsonA1R10.rvt

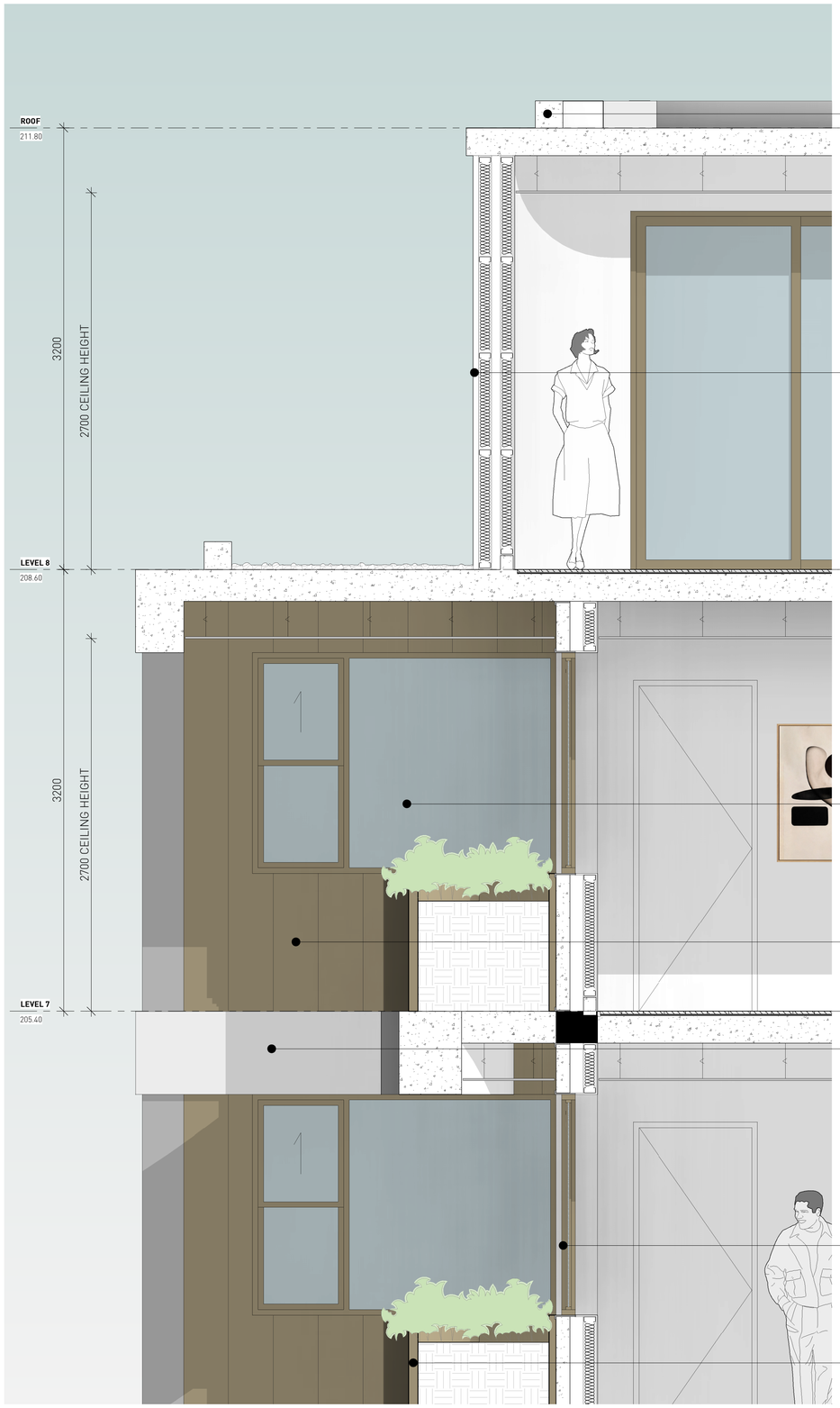

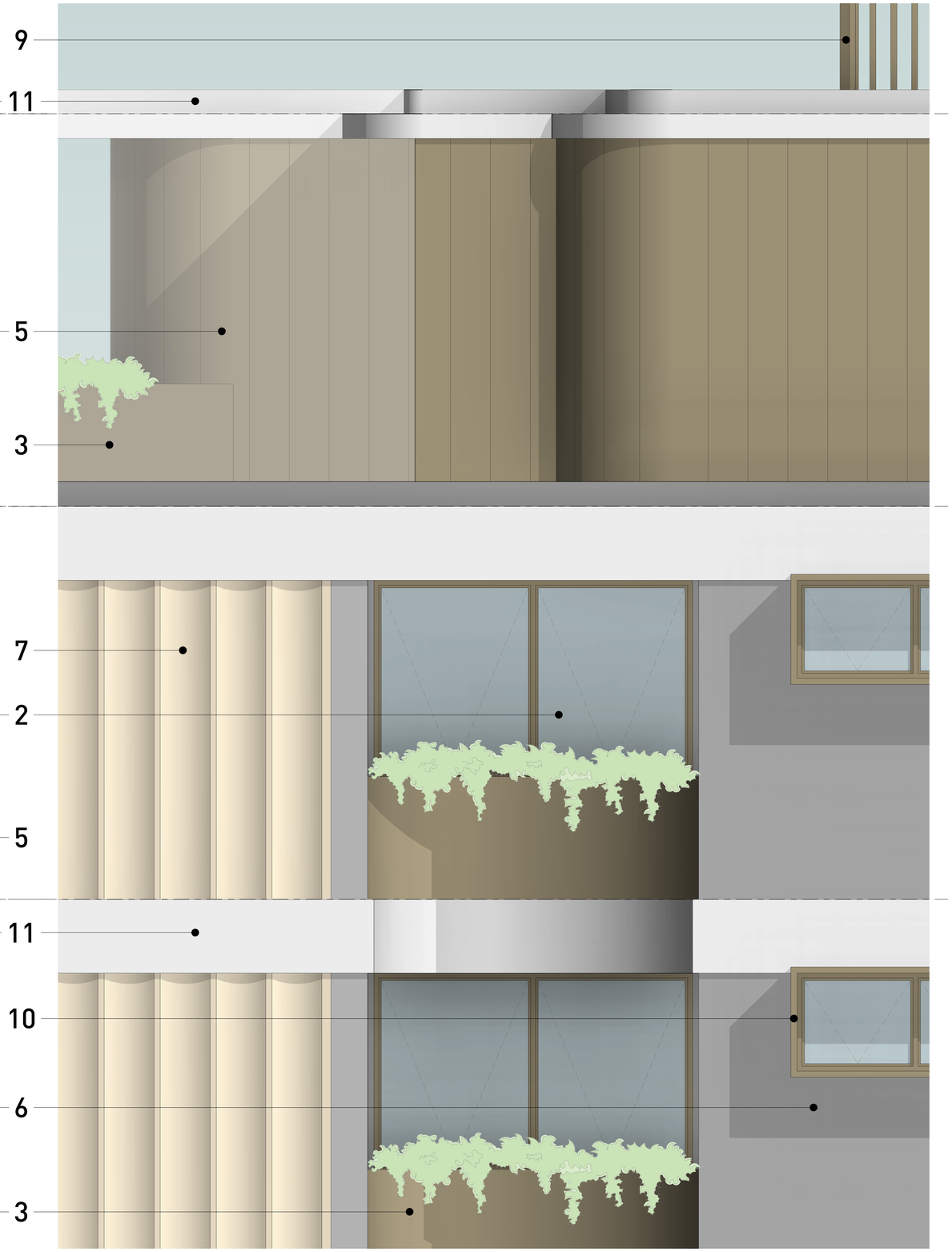

FACADE SECTION - A

FACADE ELEVATION- A

SCALE 1:20

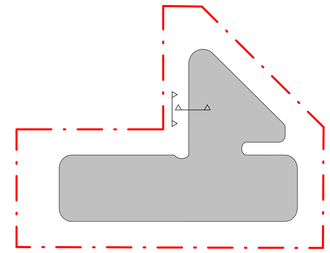

FACADE KEY PLAN

LEGEND

1. METAL BALUSTRADE
2. DOUBLE GLAZED WINDOWS
3. BRONZE PLANTERS
4. FACEBRICK FACADE
5. COLORBOND FEATURE CLADDING
6. CONCRETE CLADDING
7. TEXTURED CLADDING
8. PRIVACY LOUVRE PANELS
9. PRIVACY SCREENS
10. ALUMINIUM SUNHOOD
11. OFF-FORM CONCRETE

No.	Date	Description
A	10/07/2025	FINAL COORDINATION

Amendments

GILES TRIBE
Level 1, 1 Chandos Street
St Leonards 2065 NSW AUSTRALIA
t: 61 2 9264 5005
e: gta@gilestribe.com.au
Giles Tribe Pty Ltd ABN 50 001259 507

Nominated Architects: Mark G Broadley [5823] Victor Schneider [11157]

Verify all dimensions on site prior to commencement of work.
Refer all discrepancies to the Architect for determination.
Use figured dimensions in preference to scaling.
This drawing is copyright and must not be retained, copied
or used without the written consent of Giles Tribe Architects.

Project:

RESIDENTIAL FLAT BUILDING
4+8 CHERRY ST

WARRAWEE

Drawing:

FACADE DETAIL A

Status: DA SUBMISSION

Scale:	1 : 20	Job No.	Drawing No. Rev.
Sheet Size:	A1	25025	DA320 A
Date:	03/06/2025		
Drawn:	OT	Reviewed	VS

C:\Users\olivia\Documents\25025 - 4+8 Cherry St, Warrawee_OPTION 5_Olivia.Thompson.rvt

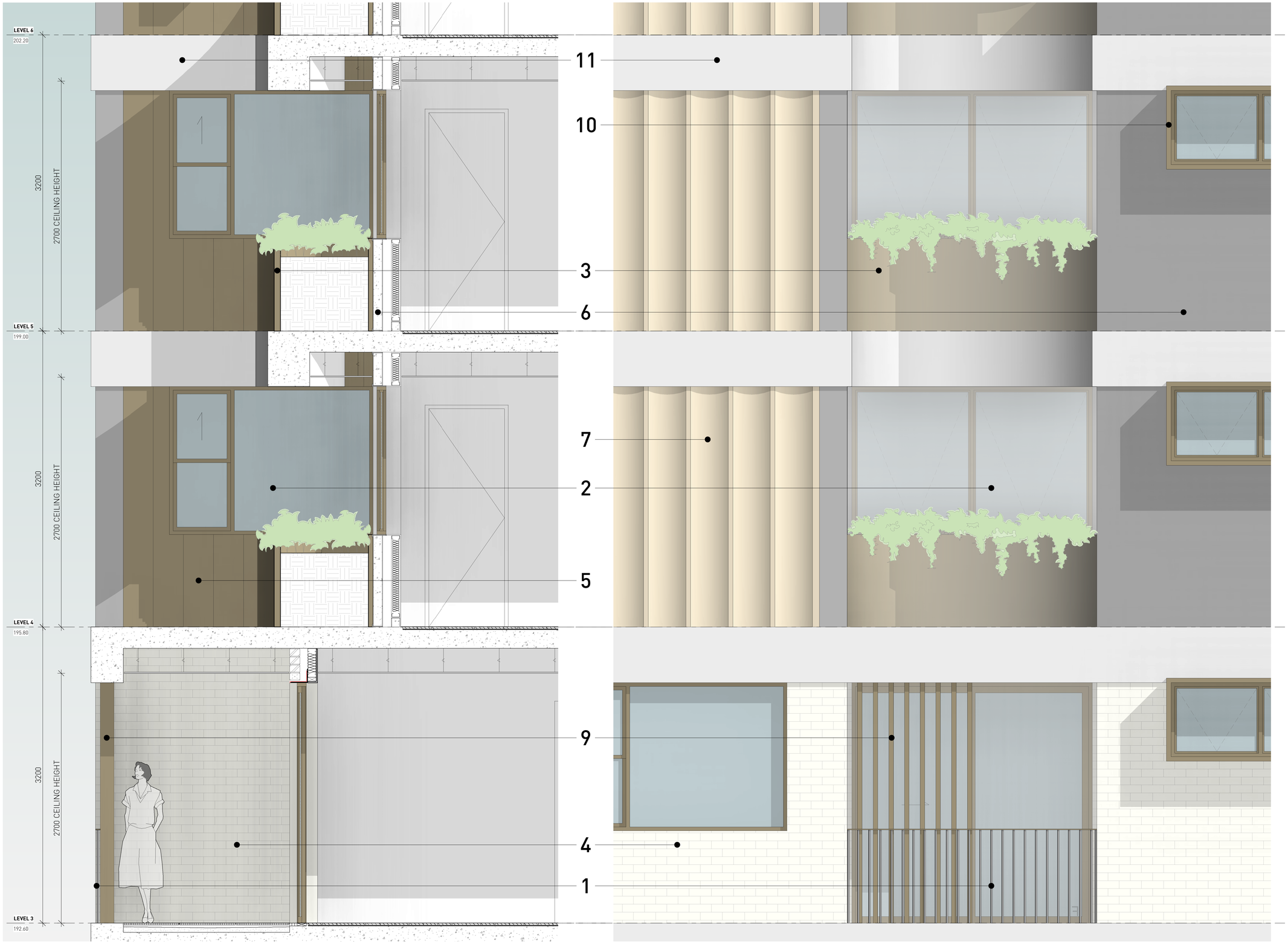

FACADE SECTION - B

FACADE ELEVATION- B

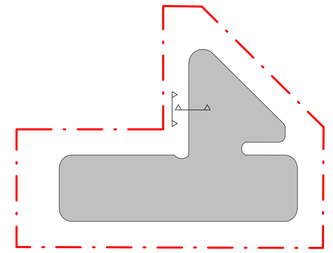

FACADE KEY PLAN

LEGEND
1. METAL BALUSTRADE
2. DOUBLE GLAZED WINDOWS
3. BRONZE PLANTERS
4. FACEBRICK FACADE
5. COLORBOND FEATURE CLADDING
6. CONCRETE CLADDING
7. TEXTURED CLADDING
8. PRIVACY LOUVRE PANELS
9. PRIVACY SCREENS
10. ALUMINIUM SUNHOOD
11. OFF-FORM CONCRETE

No.	Date	Description
A	10/07/2025	FINAL COORDINATION

Amendments

GILES TRIBE
Level 1, 1 Chandos Street
St Leonards 2065 NSW AUSTRALIA
t: 61 2 9264 5005
e: gta@gilestribe.com.au
Giles Tribe Pty Ltd ABN 50 001259 507
Nominated Architects: Mark G Broadley [5823] Victor Schneider [11157]

Verify all dimensions on site prior to commencement of work.
Refer all discrepancies to the Architect for determination.
Use figured dimensions in preference to scaling.
This drawing is copyright and must not be retained, copied or used without the written consent of Giles Tribe Architects.

Project:
RESIDENTIAL FLAT BUILDING
4+8 CHERRY ST

WARRAWEE

Drawing:
FACADE DETAIL B

Status:
DA SUBMISSION

Scale: 1 : 20	Job No.	Drawing No.	Rev.
Sheet Size: A1	25025	DA321	A
Date: 03/06/2025			
Drawn: OT	Reviewed: VS		

0 0.1m 0.2m 0.5m 1.0m 2.0m
SCALE 1:20

C:\Users\olivia\Documents\25025 - 4+8 Cherry St, Warrawee_OPTION 5_Olivia.ThompsonASRYQ.rvt

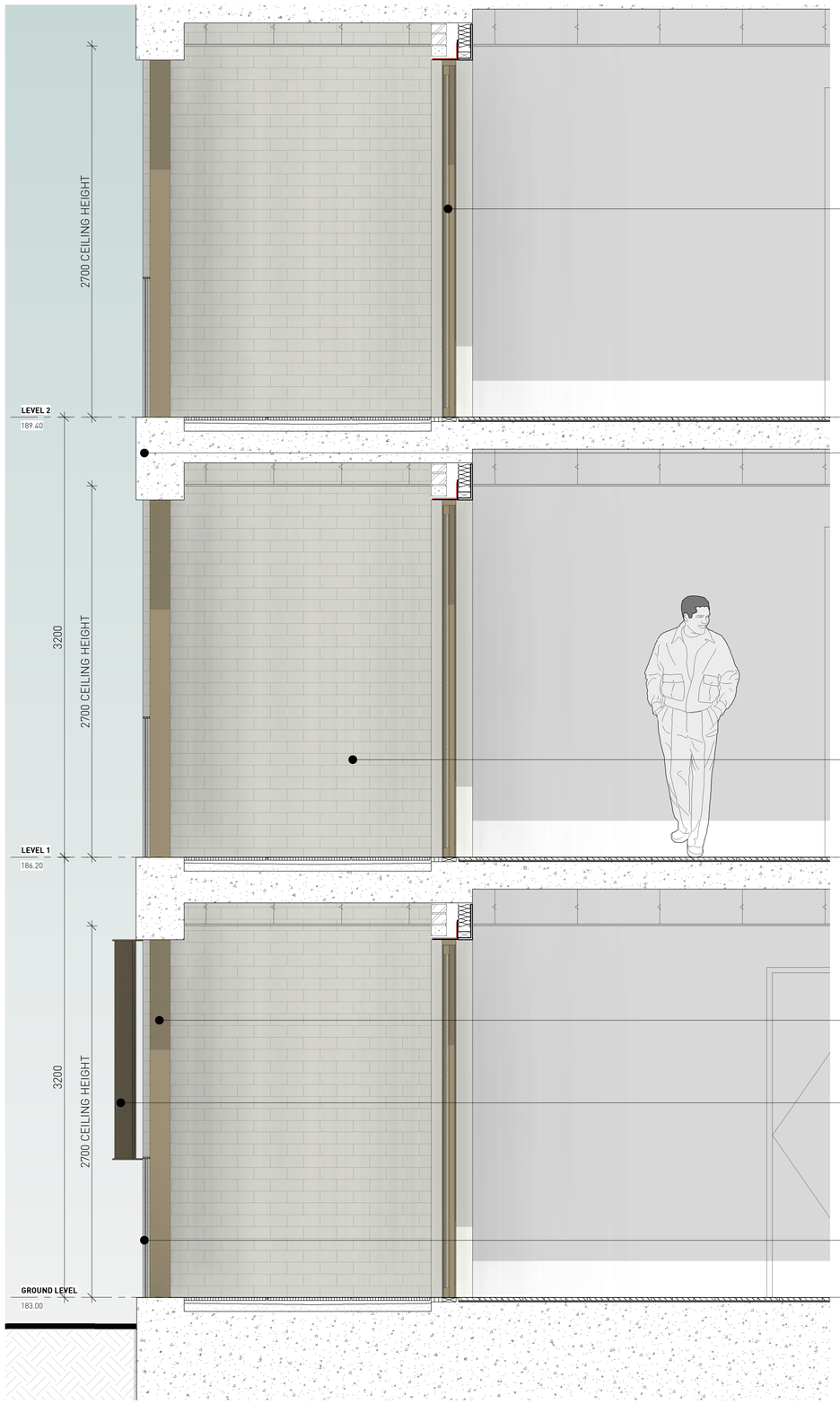

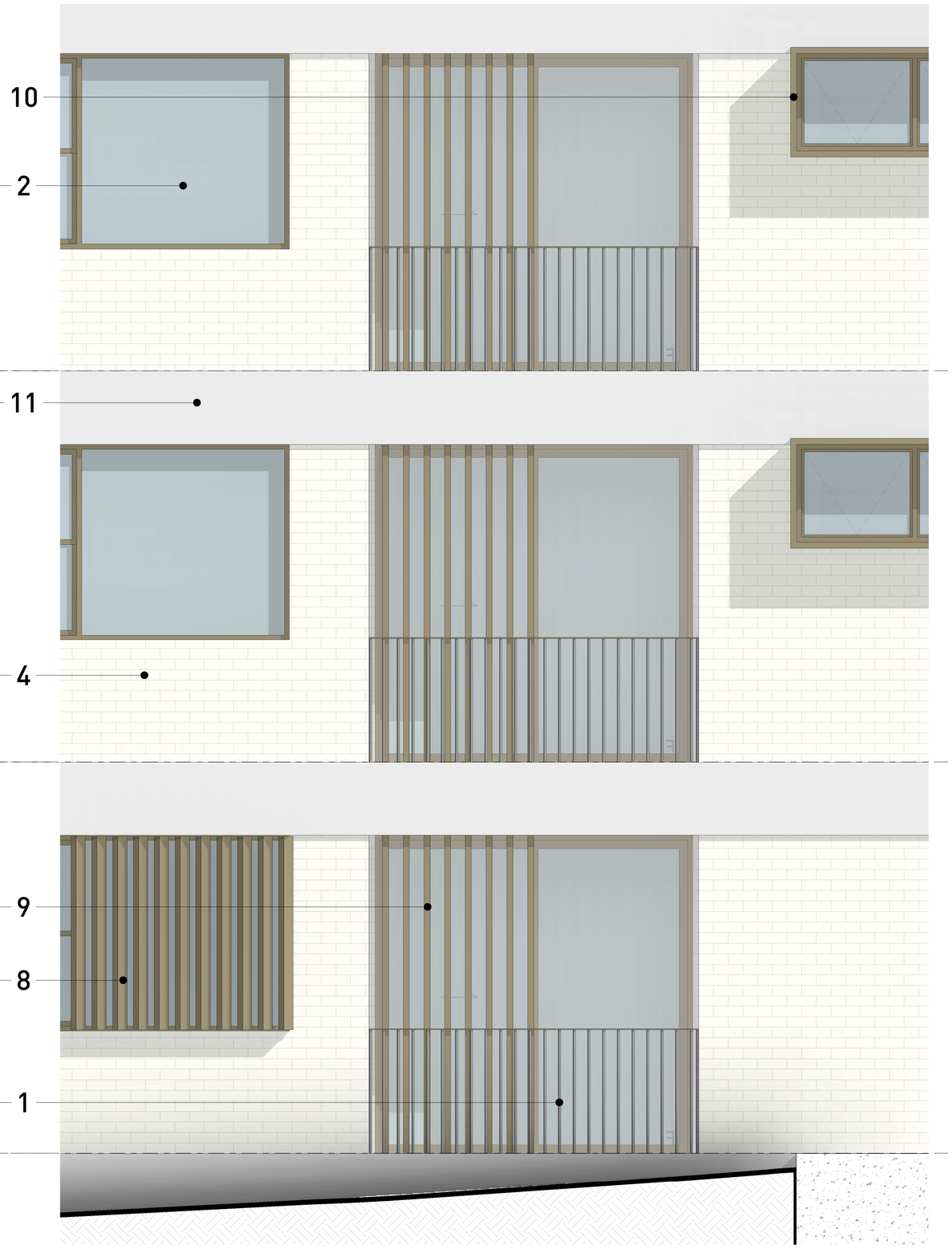

FACADE SECTION - C

FACADE ELEVATION- C

0 0.1m 0.2m 0.5m 1.0m 2.0m
SCALE 1:20

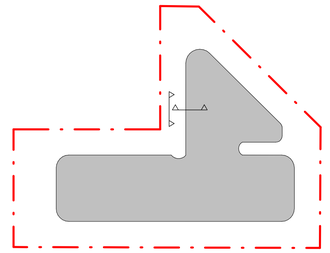

FACADE KEY PLAN

LEGEND
1. METAL BALUSTRADE
2. DOUBLE GLAZED WINDOWS
3. BRONZE PLANTERS
4. FACEBRICK FACADE
5. COLORBOND FEATURE CLADDING
6. CONCRETE CLADDING
7. TEXTURED CLADDING
8. PRIVACY LOUVRE PANELS
9. PRIVACY SCREENS
10. ALUMINIUM SUNHOOD
11. OFF-FORM CONCRETE

No.	Date	Description
A	10/07/2025	FINAL COORDINATION

Amendments

GILES TRIBE
Level 1, 1 Chandos Street
St Leonards 2065 NSW AUSTRALIA
t: 61 2 9264 5005
e: gtal@gilestribe.com.au
Giles Tribe Pty Ltd ABN 50 001259 507
Nominated Architects: Mark G Broadley [5823] Victor Schneider [11157]

Verify all dimensions on site prior to commencement of work.
Refer all discrepancies to the Architect for determination.
Use figured dimensions in preference to scaling.
This drawing is copyright and must not be retained, copied
or used without the written consent of Giles Tribe Architects.

Project:
RESIDENTIAL FLAT BUILDING
4+8 CHERRY ST

WARRAWEE

Drawing:
FACADE DETAIL C

Status:
DA SUBMISSION

Scale:	1 : 20	Job No.	Drawing No. Rev.
Sheet Size:	A1	25025	DA322 A
Date:	03/06/2025		
Drawn:	OT	Reviewed	VS

C:\Users\olivia\Documents\25025 - 4+8 Cherry St Warrawee_OPTION 5_Olivia.Thompson.rvt

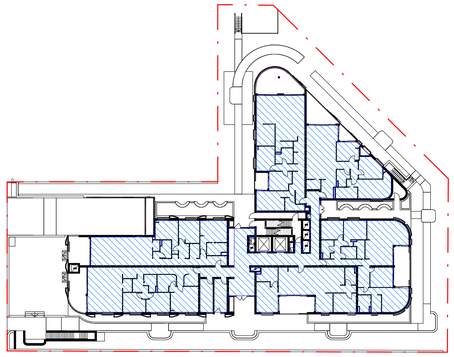

GFA - GROUND LEVEL 918.6 SQM

IAF 0.0 SQM

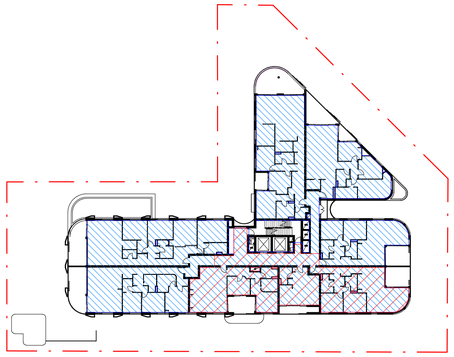

GFA - LEVEL 1 962.6 SQM

IAF 267.8 SQM
(U104, U105, U106)

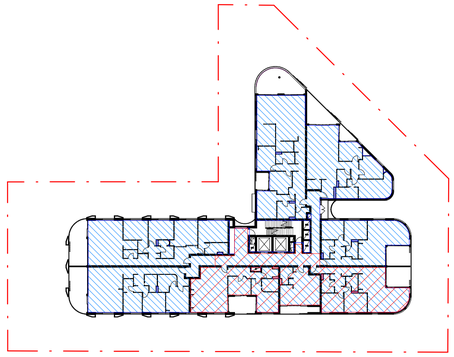

GFA - LEVEL 2 962.6 SQM

IAF 267.8 SQM
(U204, U205, U206)

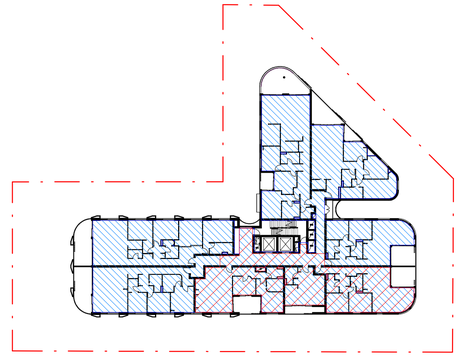

GFA - LEVEL 3 962.6 SQM

IAF 267.8 SQM
(U304, U305, U306)

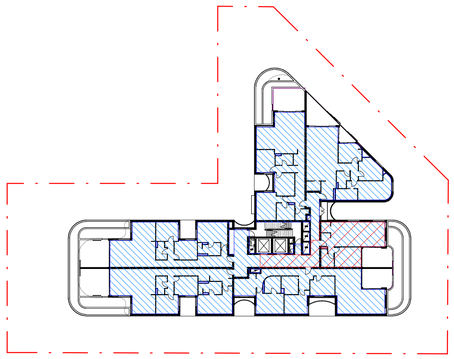

GFA - LEVEL 4 778.0 SQM

IAF 88.0 SQM
(U403)

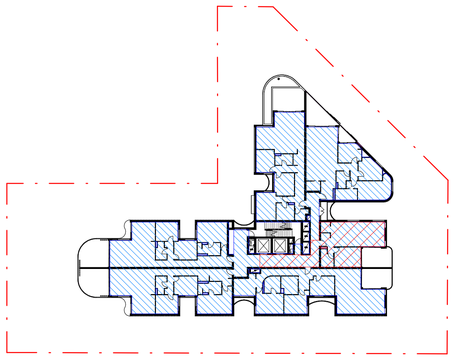

GFA - LEVEL 5 778.0 SQM

IAF 88.0 SQM
(U503)

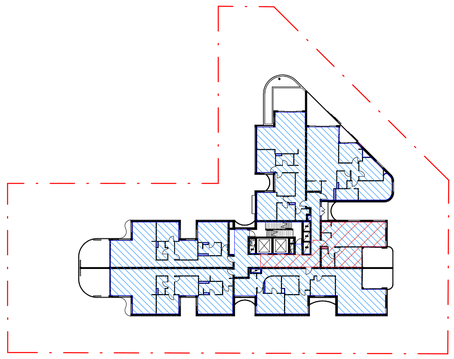

GFA - LEVEL 6 778.0 SQM

IAF 88.0 SQM
(U603)

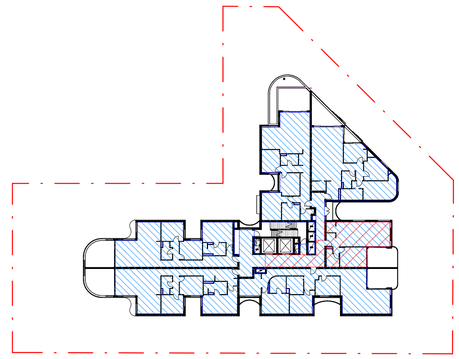

GFA - LEVEL 7 778.0 SQM

IAF 88.0 SQM
(U703)

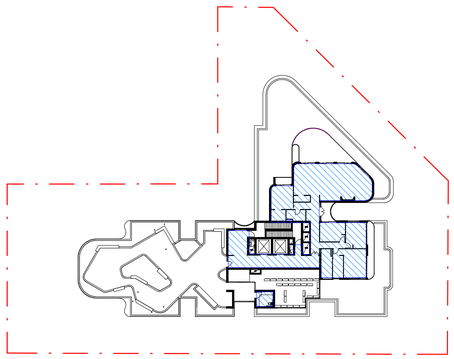

GFA - LEVEL 8 240.8 SQM

IAF 0.0 SQM

SITE AREA	2672 SQM
FSR ALLOWABLE (LMR+AFH)	2.86:1
GFA ALLOWABLE (LMR+AFH)	7641.92 SQM
FSR PROPOSED	2.68:1
GFA PROPOSED	7159.2 SQM
IAH REQUIRED	1146.3 SQM (15% OF ALLOWABLE GFA)
IAH PROPOSED	1155.4 SQM (15%)

No.	Date	Description
F	03/07/2025	ISSUE FOR INFORMATION
E	27/06/2025	LANDSCAPE, TRAFFIC & SERVICES COORDINATION
D	13/06/2025	PRELIMINARY DA
C	29/05/2025	REVISED CONCEPT FOR COORDINATION
B	26/05/20205	REVISED CONCEPT AS PER EMAIL (21/05/25)
A	19/05/2025	CONCEPT ISSUE

Amendments

GILES TRIBE
Level 1, 1 Chandos Street
St Leonards 2065 NSW AUSTRALIA
t: 61 2 9264 5005
e: gta@gilestribe.com.au
Giles Tribe Pty Ltd ABN 50 001259 507
Nominated Architects: Mark G Broadley [5823] Victor Schneider [11157]

Verify all dimensions on site prior to commencement of work.
Refer all discrepancies to the Architect for determination.
Use figured dimensions in preference to scaling.
This drawing is copyright and must not be retained, copied or used without the written consent of Giles Tribe Architects.

Project:
RESIDENTIAL FLAT BUILDING
4+8 CHERRY ST

WARRAWEE

Drawing:
FSR CALCULATIONS

Status:
DA SUBMISSION

Scale: 1 : 500	Job No.	Drawing No.	Rev.
Sheet Size: A1	25025	DA400 F	
Date: 13/05/2025			
Drawn: OT	Reviewed: VS		

C:\Users\olivia\Documents\25025 - 4+8 Cherry St, Warrawee_OPTION 5_Olivia.Thompson\ASRYQ.rvt

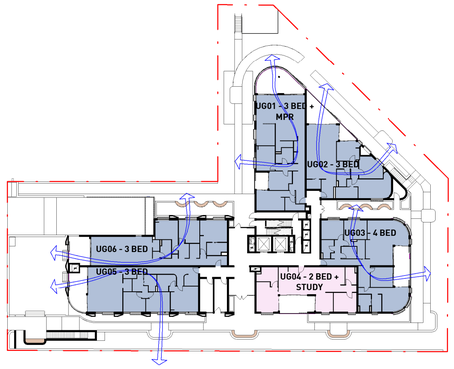

GROUND LEVEL

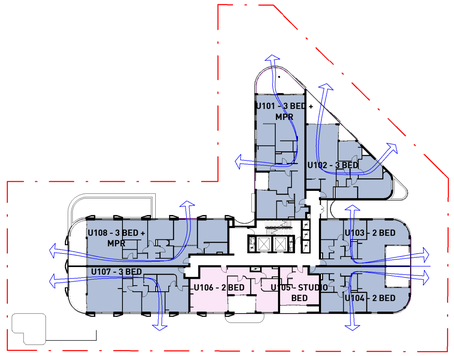

LEVEL 1

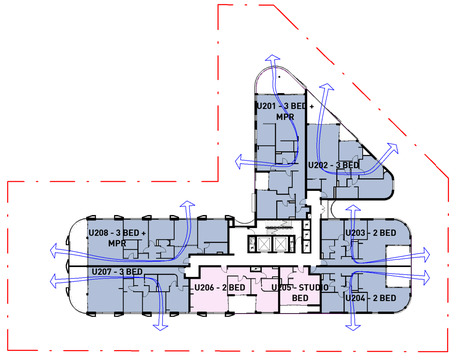

LEVEL 2

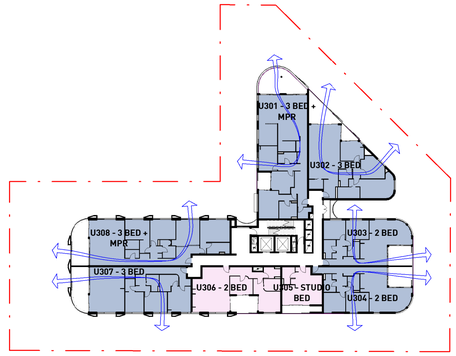

LEVEL 3

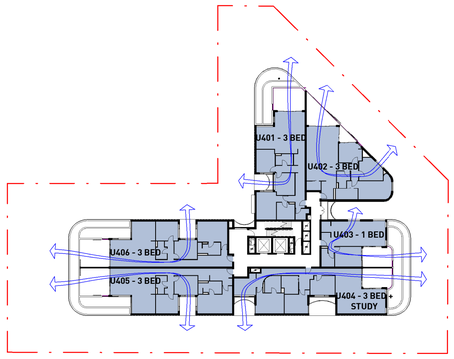

LEVEL 4

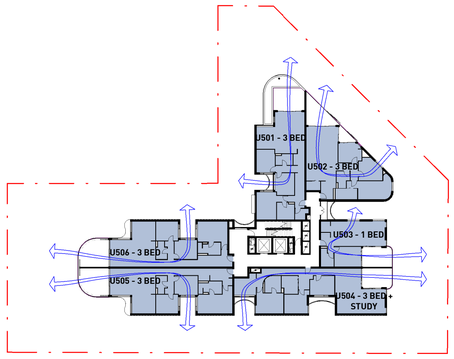

LEVEL 5

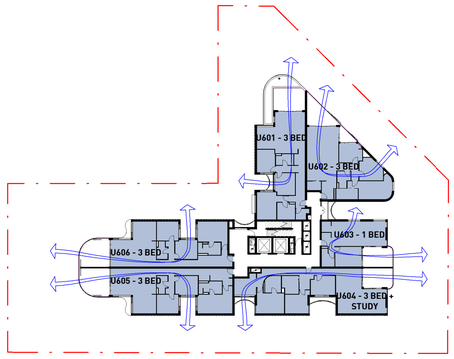

LEVEL 6

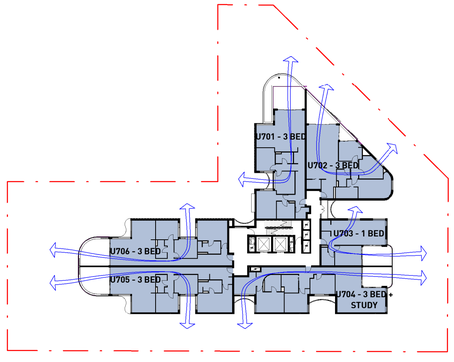

LEVEL 7

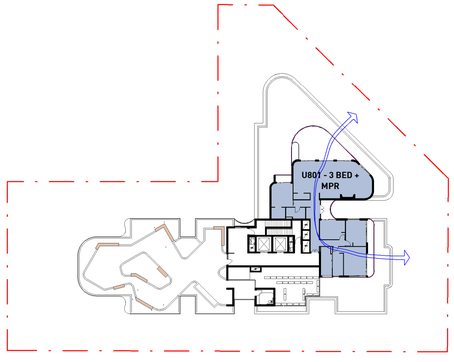

LEVEL 8

X-VENT SCHEDULE	
UNIT NO.	**X-VENT**
GROUND LEVEL	
UG01	✓
UG02	✓
UG03	✓
UG04	X
UG05	✓
UG06	✓
LEVEL 1	
U101	✓
U102	✓
U103	✓
U104	✓
U105	X
U106	X
U107	✓
U108	✓
LEVEL 2	
U201	✓
U202	✓
U203	✓
U204	✓
U205	X
U206	X
U207	✓
U208	✓

X-VENT SCHEDULE	
UNIT NO.	**X-VENT**
LEVEL 3	
U301	✓
U302	✓
U303	✓
U304	✓
U305	X
U306	X
U307	✓
U308	✓
LEVEL 4	
U401	✓
U402	✓
U403	✓
U404	✓
U405	✓
U406	✓
LEVEL 5	
U501	✓
U502	✓
U503	✓
U504	✓
U505	✓
U506	✓

X-VENT SCHEDULE	
UNIT NO.	**X-VENT**
LEVEL 6	
U601	✓
U602	✓
U603	✓
U604	✓
U605	✓
U606	✓
LEVEL 7	
U701	✓
U702	✓
U703	✓
U704	✓
U705	✓
U706	✓
LEVEL 8	
U801	✓

CROSS VENTILATION

REQUIRED	33 UNITS (MIN. 60%)
PROPOSED	48 UNITS (87%)

X

✓

No.	Date	Description
A	27/06/2025	LANDSCAPE, TRAFFIC & SERVICES COORDINATION

Amendments

GILES TRIBE
Level 1, 1 Chandos Street
St Leonards 2065 NSW AUSTRALIA
t: 61 2 9264 5005
e: gta@gilestribe.com.au
Giles Tribe Pty Ltd ABN 50 001259 507
Nominated Architects: Mark G Broadley [5823] Victor Schneider [11157]

Verify all dimensions on site prior to commencement of work.
Refer all discrepancies to the Architect for determination.
Use figured dimensions in preference to scaling.
This drawing is copyright and must not be retained, copied or used without the written consent of Giles Tribe Architects.

Project:
RESIDENTIAL FLAT BUILDING
4+8 CHERRY ST

WARRAWEE

Drawing:
CROSS VENTILATION DIAGRAMS

Status:
DA SUBMISSION

Scale:	1 : 500	Job No.	Drawing No.	Rev.
Sheet Size:	A1	25025	DA401	A
Date:	13/05/2025			
Drawn:	OT	Reviewed:	VS	

C:\Users\Work\Documents\25025 - 4+8 Cherry St, Warrawee_OPTION_5_Olivia Thompson\ASRVT.rvt

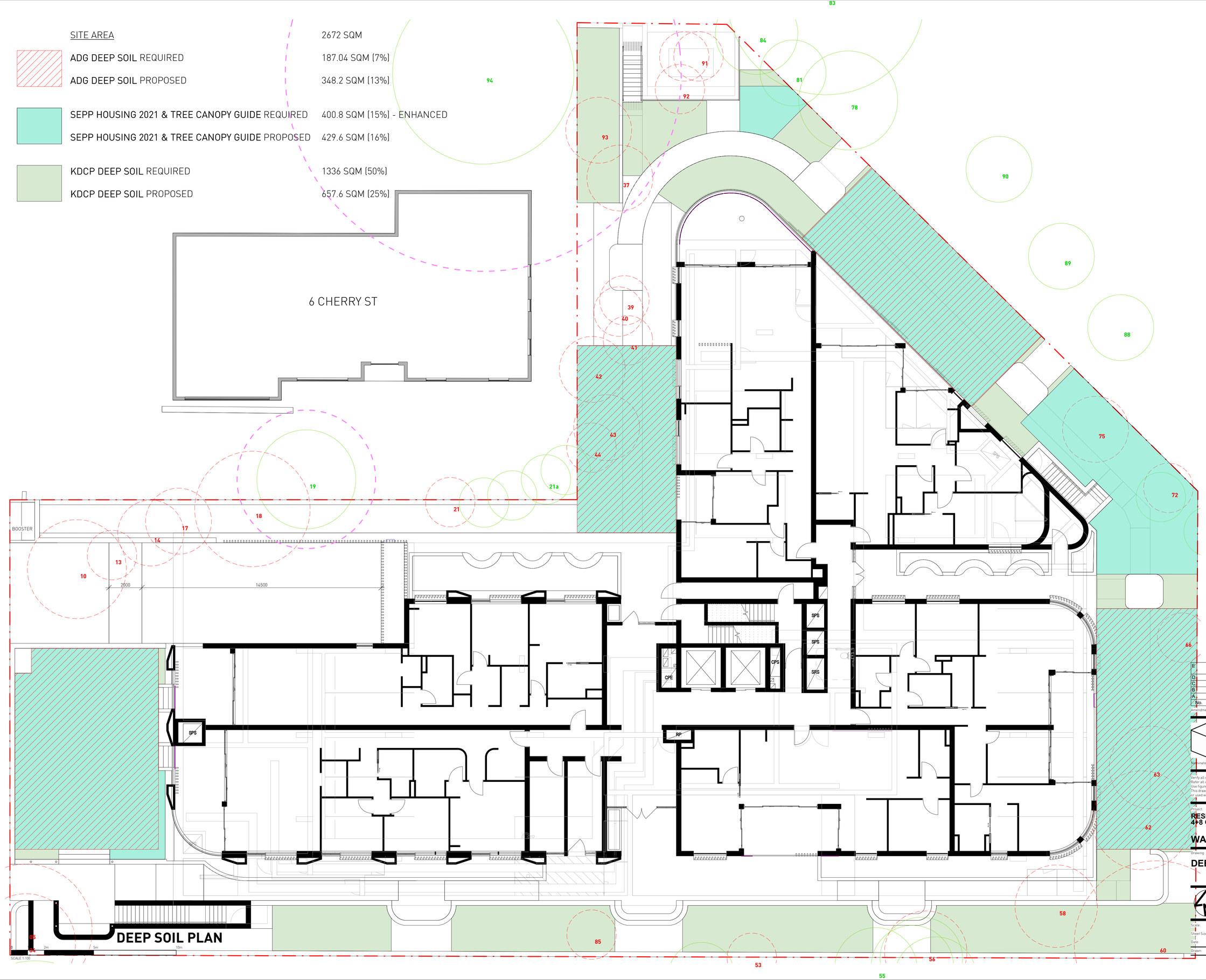

No.	Date	Description
E	27/06/2025	LANDSCAPE, TRAFFIC & SERVICES COORDINATION
D	13/06/2025	PRELIMINARY DA
C	29/05/2025	REVISED CONCEPT FOR COORDINATION
B	26/05/20205	REVISED CONCEPT AS PER EMAIL (21/05/25)
A	19/05/2025	CONCEPT ISSUE

Amendments

GILES TRIBE
Level 1, 1 Chandos Street
St Leonards 2065 NSW AUSTRALIA
t: 61 2 9264 5005
e: gta@gilestribe.com.au
Giles Tribe Pty Ltd ABN 50 001259 507
Nominated Architects: Mark G Broadley [5823] Victor Schneider [11157]

Verify all dimensions on site prior to commencement of work.
Refer all discrepancies to the Architect for determination.
Use figured dimensions in preference to scaling.
This drawing is copyright and must not be retained, copied or used without the written consent of Giles Tribe Architects.

Project:

RESIDENTIAL FLAT BUILDING
4+8 CHERRY ST

WARRAWEE

Drawing:

DEEP SOIL PLAN

Status:

DA SUBMISSION

Scale: 1 : 100	Job No. 25025	Drawing No. DA402	Rev. E
Sheet Size: A1			
Date: 13/05/2025			
Drawn: OT	Reviewed VS		

C:\Users\olivia\Documents\25025 - 4+8 Cherry St, Warrawee_OPTION 5_Olivia.Thompson4SRYQ.rvt

BUILDING HEIGHT PLANE 28.6M

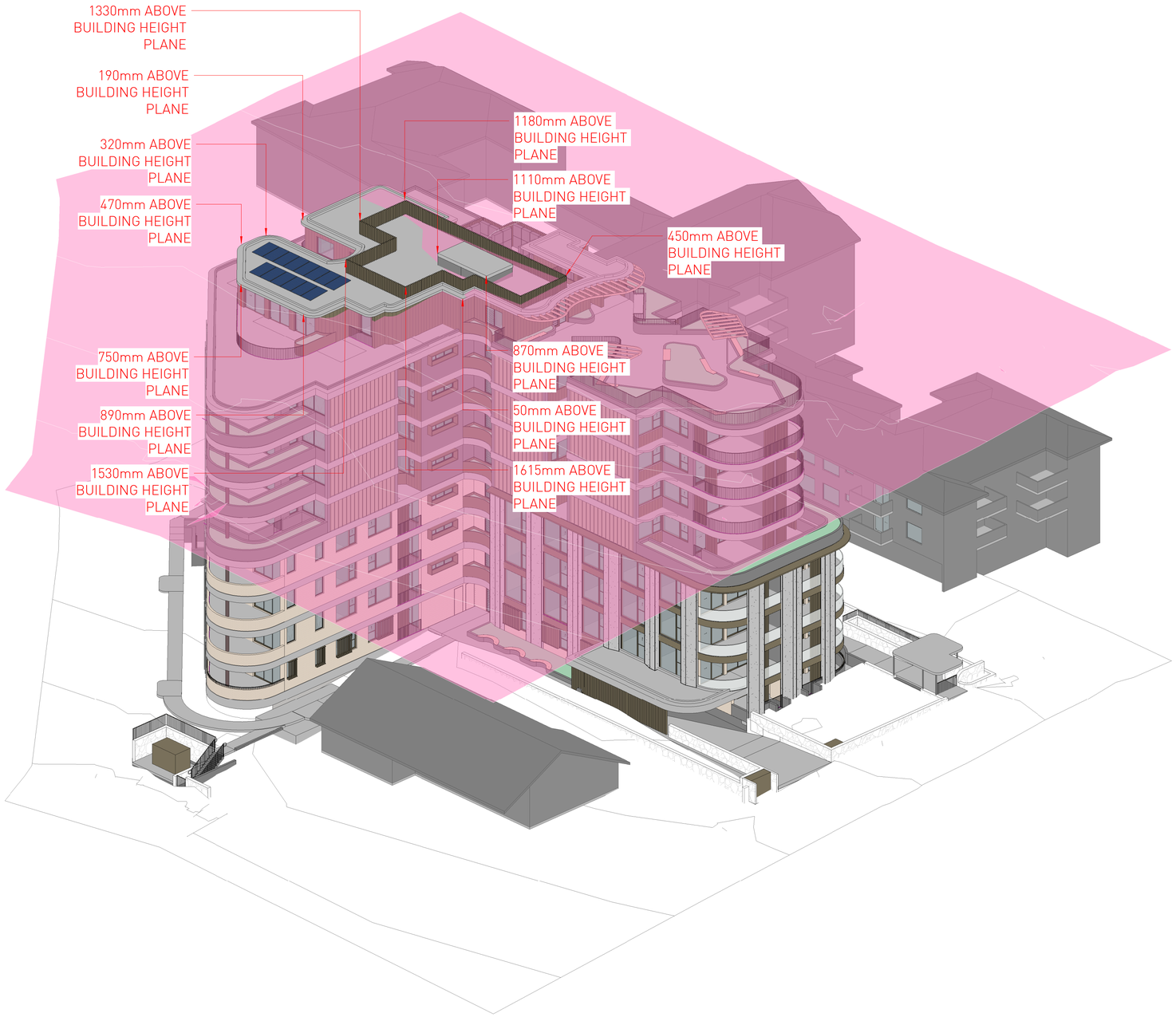

BUILDING HEIGHT PLANE 28.6M

No.	Date	Description
D	27/06/2025	LANDSCAPE, TRAFFIC & SERVICES COORDINATION
C	13/06/2025	PRELIMINARY DA
B	29/05/2025	REVISED CONCEPT FOR COORDINATION
A	26/05/20205	REVISED CONCEPT AS PER EMAIL (21/05/25)

Amendments

GILES TRIBE
Level 1, 1 Chandos Street
St Leonards 2065 NSW AUSTRALIA
t: 61 2 9264 5005
e: gta@gilestribe.com.au
Giles Tribe Pty Ltd ABN 50 001259 507
Nominated Architects: Mark G Broadley [5823] Victor Schneider [11157]

Verify all dimensions on site prior to commencement of work.
Refer all discrepancies to the Architect for determination.
Use figured dimensions in preference to scaling.
This drawing is copyright and must not be retained, copied or used without the written consent of Giles Tribe Architects.

Project:
RESIDENTIAL FLAT BUILDING
4+8 CHERRY ST

WARRAWEE

Drawing:
HEIGHT PLANE DIAGRAM

Status:
DA SUBMISSION

Scale:
Sheet Size: A1
Date: 13/05/2025
Job No. 25025
Drawing No. DA403 D
Rev.
Drawn: OT
Reviewed: VS

C:\Users\olivia\Documents\25025 - 4+8 Cherry St, Warrawee_NEW TOPOGRAPHY_Olivia.Thompson\ASRYQ.rvt

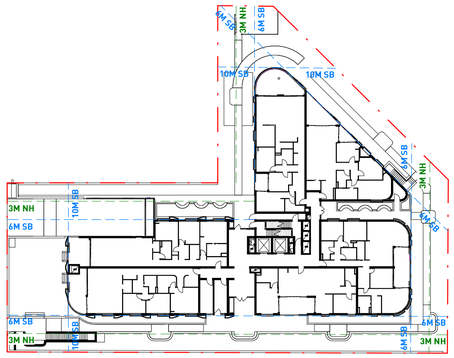

GROUND LEVEL

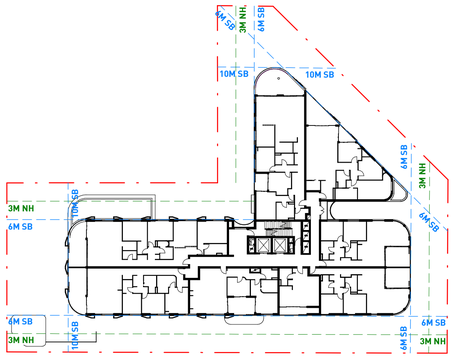

LEVEL 1

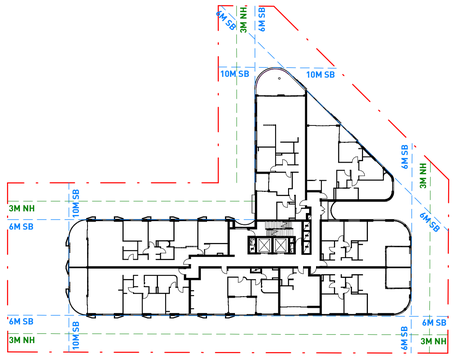

LEVEL 2

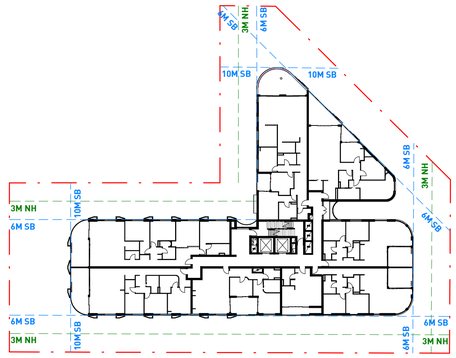

LEVEL 3

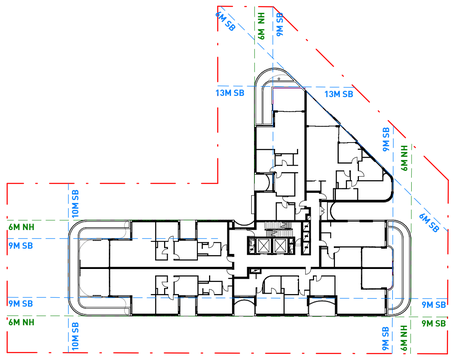

LEVEL 4

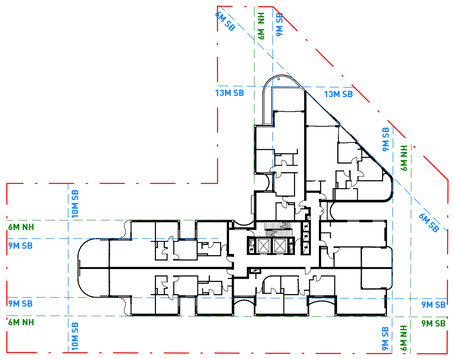

LEVEL 5

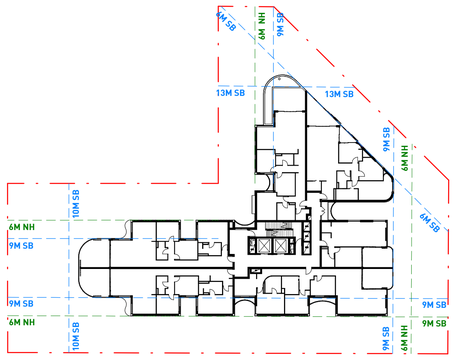

LEVEL 6

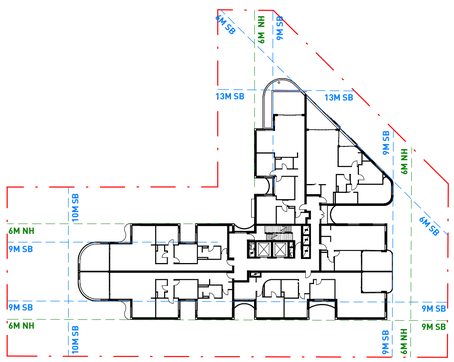

LEVEL 7

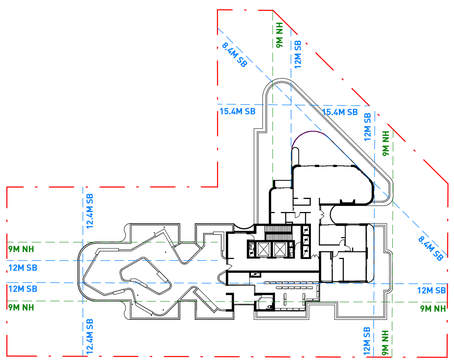

LEVEL 8

No.	Date	Description
A	27/06/2025	LANDSCAPE, TRAFFIC & SERVICES COORDINATION

Amendments

GILES TRIBE
Level 1, 1 Chandos Street
St Leonards 2065 NSW AUSTRALIA
t: 61 2 9264 5005
e: gta@gilestribe.com.au
Giles Tribe Pty Ltd ABN 50 001259 507

Nominated Architects: Mark G Broadley [5823] Victor Schneider [11157]

Verify all dimensions on site prior to commencement of work.
Refer all discrepancies to the Architect for determination.
Use figured dimensions in preference to scaling.
This drawing is copyright and must not be retained, copied or used without the written consent of Giles Tribe Architects.

Project:
RESIDENTIAL FLAT BUILDING
4+8 CHERRY ST

WARRAWEE

Drawing:
SETBACK PLANS

Status: DA SUBMISSION

Scale:	1 : 500	Job No.	Drawing No. Rev.
Sheet Size:	A1	25025	DA404 A
Date:	13/05/2025		
Drawn:	OT	Reviewed	VS

C:\Users\vince\Documents\25025 - 4+8 Cherry St, Warrawee_DPTVSN_5_Vince.ThompsonA26YLO.rvt

SITE AREA	2672 SQM
SITE COVERAGE ALLOWABLE	801.6 SQM (30%)
SITE COVERAGE PROPOSED	1054 SQM (39.4%)

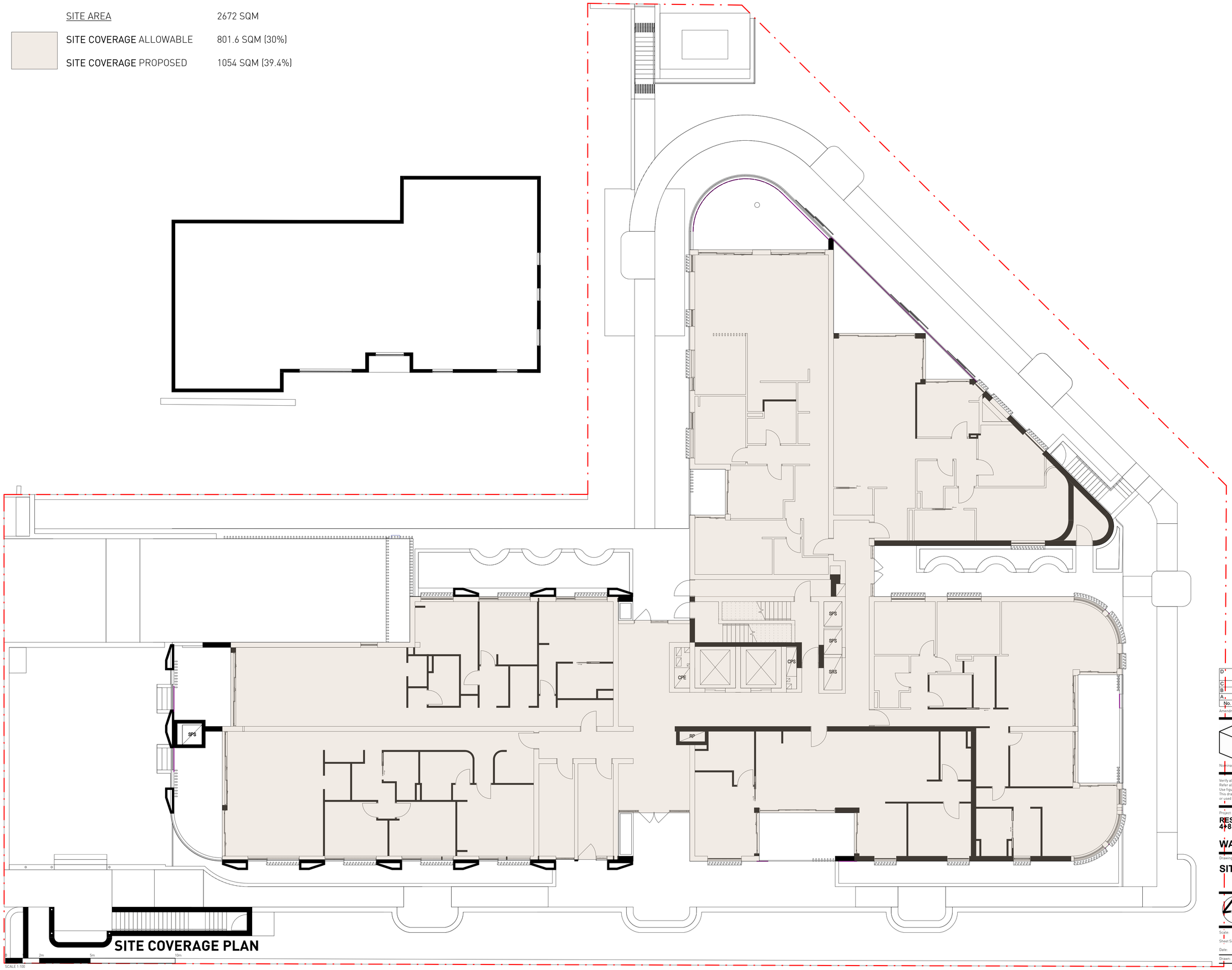

SITE COVERAGE PLAN

SCALE 1:100

No.	Date	Description
D	27/06/2025	LANDSCAPE, TRAFFIC & SERVICES COORDINATION
C	13/06/2025	PRELIMINARY DA
B	29/05/2025	REVISED CONCEPT FOR COORDINATION
A	26/05/20205	REVISED CONCEPT AS PER EMAIL (21/05/25)

Amendments

GILES TRIBE
Level 1, 1 Chandos Street
St Leonards 2065 NSW AUSTRALIA
t: 61 2 9264 5005
e: gta@gilestribe.com.au
Giles Tribe Pty Ltd ABN 50 001259 507
Nominated Architects: Mark G Broadley [5823] Victor Schneider [11157]

Verify all dimensions on site prior to commencement of work.
Refer all discrepancies to the Architect for determination.
Use figured dimensions in preference to scaling.
This drawing is copyright and must not be retained, copied or used without the written consent of Giles Tribe Architects.

Project:
RESIDENTIAL FLAT BUILDING
4+8 CHERRY ST

WARRAWEE

Drawing:
SITE COVERAGE PLAN

Status:
DA SUBMISSION

Scale: 1 : 100	Job No.	Drawing No.	Rev.
Sheet Size: A1	25025	DA405	D
Date: 13/05/2025			
Drawn: OT	Reviewed: VS		

C:\Users\olivia\Documents\25025 - 4+8 Cherry St, Warrawee_OPTION 5_Olivia ThompsonASRYQ.rvt

SHADOW DIAGRAMS

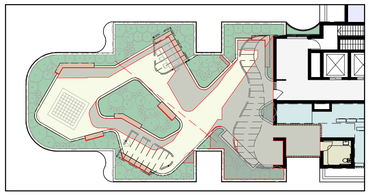

9AM

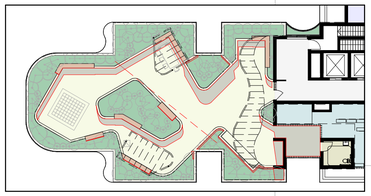

12PM

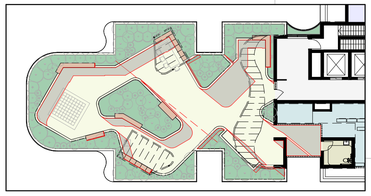

3PM

COMMUNAL OPEN SPACE PLAN

1 : 100

SCALE 1:100

SITE AREA = 2672M²

COMMUNAL OPEN SPACE REQUIRED = 668M² (25%)
COMMUNAL OPEN SPACE PROPOSED = 793M² (29%)

PRINCIPLE OPEN SPACE CONTROLS

- AREA IS 309.0m² (11% OF SITE AREA)
- ONE PARCEL - MIN. 8 x 10 M IS PROVIDED
- DIRECTLY ACCESSED FROM COMMON CIRCULATION AREA
- LOCATED ON ROOF FOR GREATER SOLAR ACCESS
- ACCESS IS SUITABLE FOR PEOPLE WITH A DISABILITY, THE LIFT IS DIRECTLY ACCESSIBLE FROM ALL APARTMENTS
- LOCATION & DESIGN ALLOWS FOR ACTIVE & PASSIVE SOCIAL ACTIVITIES - SEE LANDSCAPE PLAN
- SUMMER SHADING IS PROVIDED - SEE LANDSCAPE PLAN

SECONDARY OPEN SPACE CONTROLS

SECONDARY COMMUNAL SPACE AREA IS 484m² (18% OF SITE AREA)

TOTAL AREA OF COMMUNAL OPEN SPACE IS 793m² (29% OF SITE AREA)

PRINCIPLE OPEN SPACE SOLAR

- 9AM: 203m² (66%) OF COMMUNAL AREA IN SUN
- 12PM: 268m² (86%) OF COMMUNAL AREA IN SUN
- 3PM: 254m² (82%) OF COMMUNAL AREA IN SUN

MINIMUM 50% REQUIREMENT ACHIEVED

No.	Date	Description
A.	01/07/2025	ISSUE FOR INFORMATION

Amendments

GILES TRIBE
Level 1, 1 Chandos Street
St Leonards 2065 NSW AUSTRALIA
t: 61 2 9264 5005
e: gtal@gilestribe.com.au
Giles Tribe Pty Ltd ABN 50 001259 507

Nominated Architects: Mark G Broadley [5823] Victor Schneider [11157]

Verify all dimensions on site prior to commencement of work.
Refer all discrepancies to the Architect for determination.
Use figured dimensions in preference to scaling.
This drawing is copyright and must not be retained, copied or used without the written consent of Giles Tribe Architects.

Project:

RESIDENTIAL FLAT BUILDING
4+8 CHERRY ST

WARRAWEE

Drawing:

COMMUNAL OPEN SPACE PLAN

Status: DA SUBMISSION

Scale:	As indicated	Job No.	Drawing No.	Rev.
Sheet Size:	A1	25025	DA406 A	
Date:	13/05/2025			
Drawn:	OT	Reviewed	VS	

C:\Users\olivia\Documents\25025 - 4+6 Cherry St Warrawee_OPTION 5_Olivia.Thompson.rvt

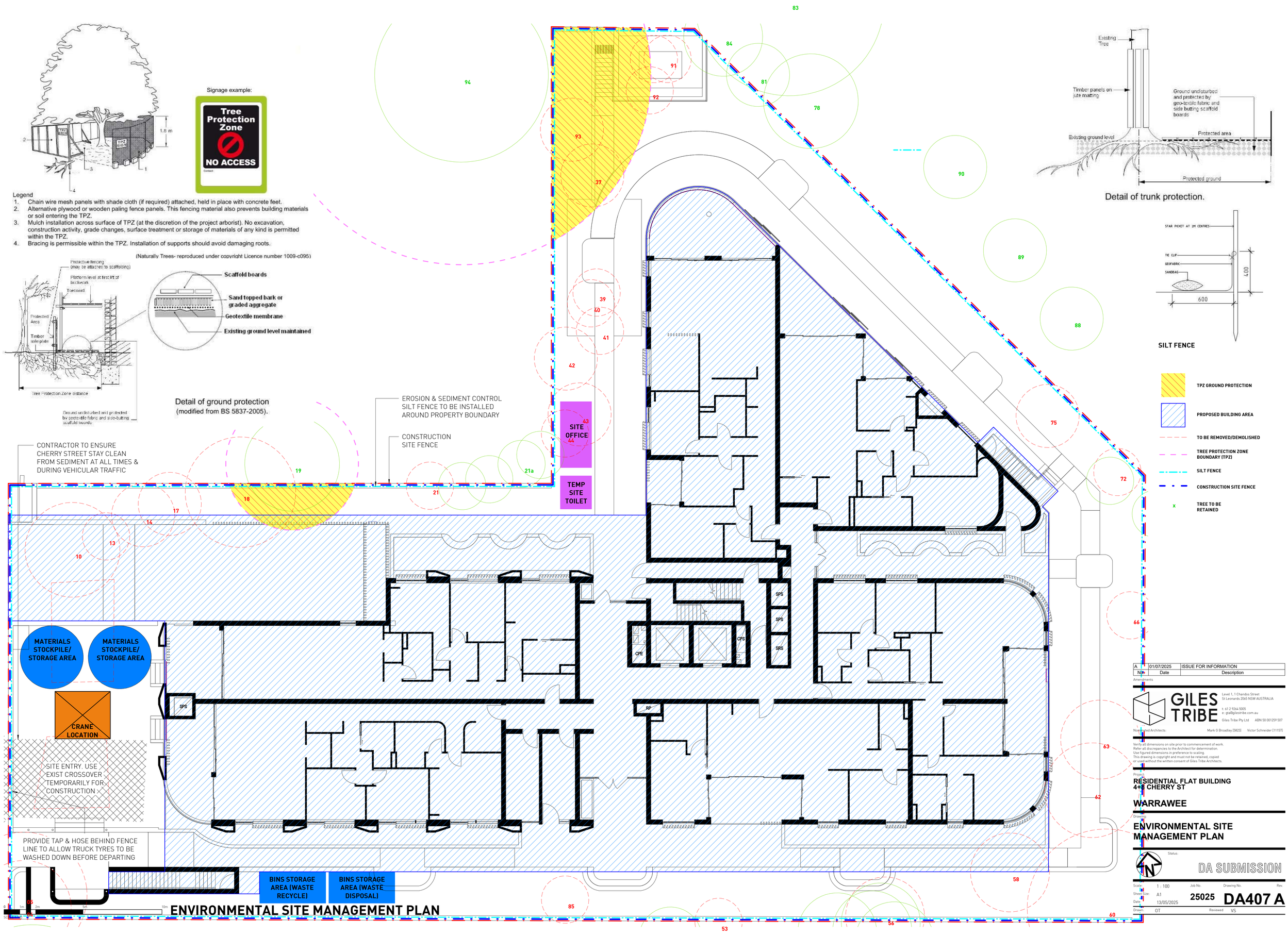

No	Date	Description
A	01/07/2025	ISSUE FOR INFORMATION

Amendments

GILES TRIBE
Level 1, 1 Chandos Street
St Leonards 2065 NSW AUSTRALIA
t: 61 2 9264 5005
e: gta@gilestribe.com.au
Giles Tribe Pty Ltd ABN 50 001259 507

Nominated Architects: Mark G Broadley [5823] Victor Schneider [11157]

Verify all dimensions on site prior to commencement of work.
Refer all discrepancies to the Architect for determination.
Use figured dimensions in preference to scaling.
This drawing is copyright and must not be retained, copied or used without the written consent of Giles Tribe Architects.

Project:
RESIDENTIAL FLAT BUILDING
4+8 CHERRY ST

WARRAWEE

Drawing:
ENVIRONMENTAL SITE MANAGEMENT PLAN

Status:
DA SUBMISSION

Scale: 1 : 100
Sheet Size: A1
Date: 13/05/2025
Drawn: OT
Job No. 25025
Drawing No. DA407 A
Rev.
Reviewed VS

SITE AREA 2672 SQM

EXCAVATION VOLUME 16655 m^3 APPROX.

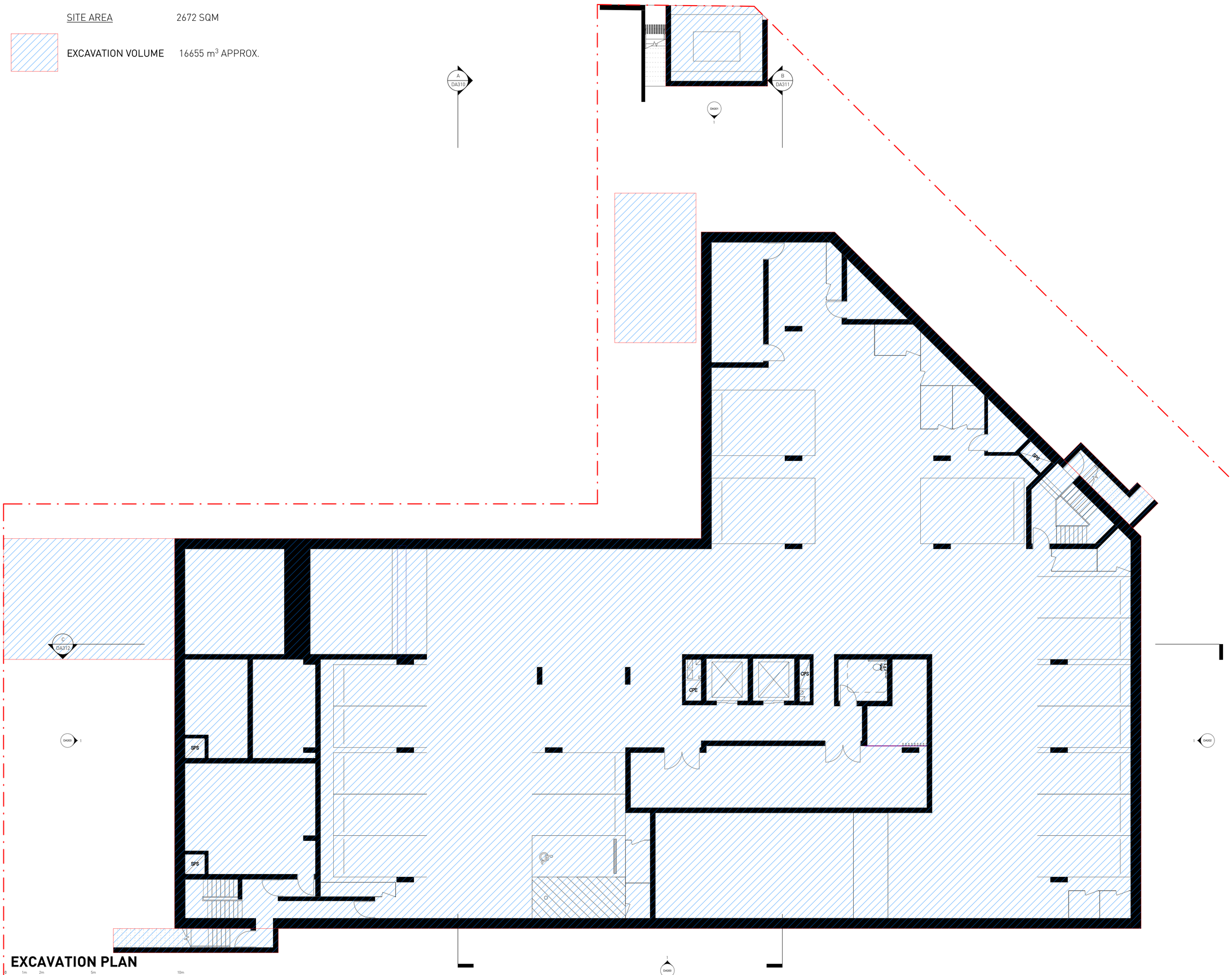

EXCAVATION PLAN

0 1m 2m 5m 10m

SCALE 1:100

No.	Date	Description
A	10/07/2025	FINAL COORDINATION

Amendments

GILES TRIBE

Level 1, 1 Chandos Street
St Leonards 2065 NSW AUSTRALIA

t: 61 2 9264 5005
e: gta@gilestribe.com.au

Giles Tribe Pty Ltd ABN 50 001259 507

Nominated Architects: Mark G Broadley [5823] Victor Schneider [11157]

Verify all dimensions on site prior to commencement of work.
Refer all discrepancies to the Architect for determination.
Use figured dimensions in preference to scaling.
This drawing is copyright and must not be retained, copied or used without the written consent of Giles Tribe Architects.

Project:

RESIDENTIAL FLAT BUILDING
4+8 CHERRY ST

WARRAWEE

Drawing:

EXCAVATION PLAN

Status:

DA SUBMISSION

Scale:	1 : 100	Job No.	Drawing No.	Rev.
Sheet Size:	A1	25025	DA408	A
Date:	13/05/2025			
Drawn:	OT	Reviewed	VS	

C:\Users\olivia\Documents\25025 - 4+8 Cherry St, Warrawee_OPTION 5_Olivia ThompsonASRYQ.rvt

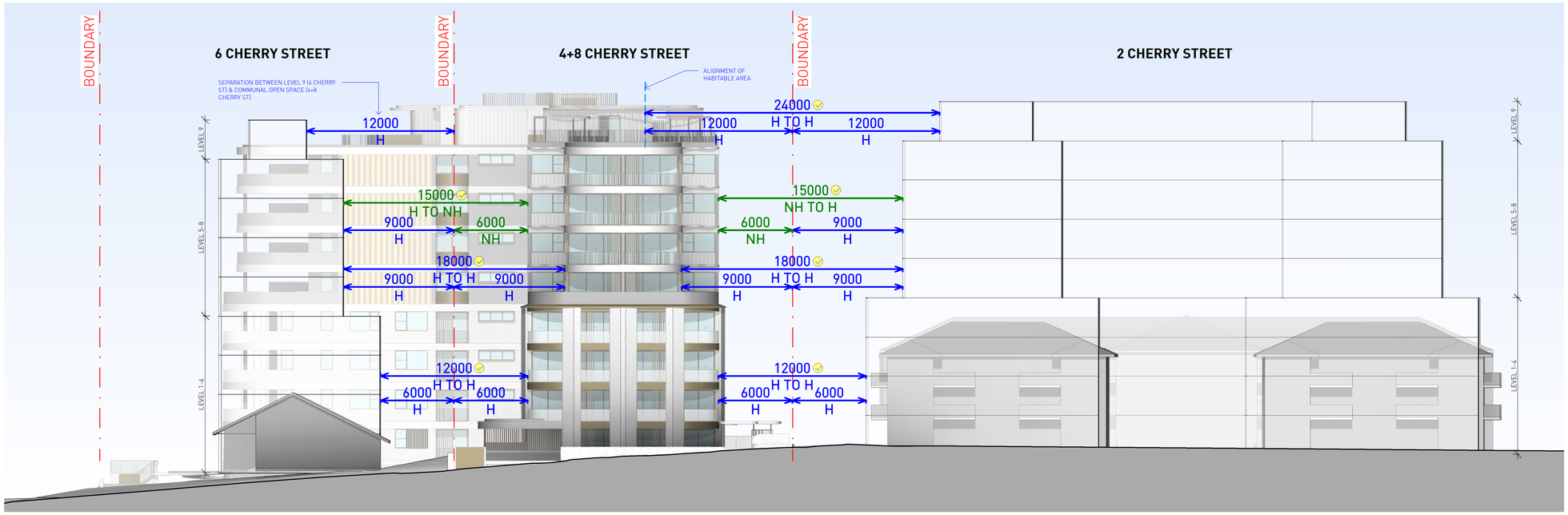

BUILDING SEPARATION DIAGRAM

H = HABITABLE
NH = NON-HABITABLE

0 1m 2m 5m 10m 20m
SCALE 1:200

No.	Date	Description
A	01/07/2025	ISSUE FOR INFORMATION

Amendments

GILES TRIBE
Level 1, 1 Chandos Street
St Leonards 2065 NSW AUSTRALIA
t: 61 2 9264 5005
e: gta@gilestribe.com.au
Giles Tribe Pty Ltd ABN 50 001259 507
Nominated Architects: Mark G Broadley [5823] Victor Schneider [11157]

Verify all dimensions on site prior to commencement of work.
Refer all discrepancies to the Architect for determination.
Use figured dimensions in preference to scaling.
This drawing is copyright and must not be retained, copied or used without the written consent of Giles Tribe Architects.

Project:
RESIDENTIAL FLAT BUILDING
4+8 CHERRY ST

WARRAWEE

Drawing:
BUILDING SEPARATION DIAGRAM

Status: DA SUBMISSION

Scale: 1 : 200
Sheet Size: A1
Date: 13/05/2025
Job No. 25025
Drawing No. DA409
Rev. A
Drawn: OT
Reviewed VS

C:\Users\olivia\Documents\25025 - 4+8 Cherry St, Warrawee_OPTION 5_Olivia.ThompsonADRIYO.rvt

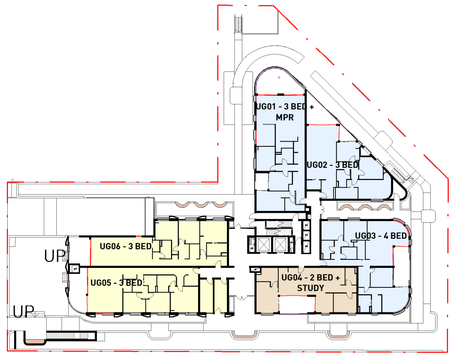

GROUND LEVEL

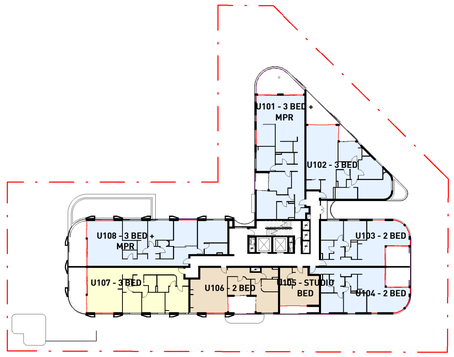

LEVEL 1

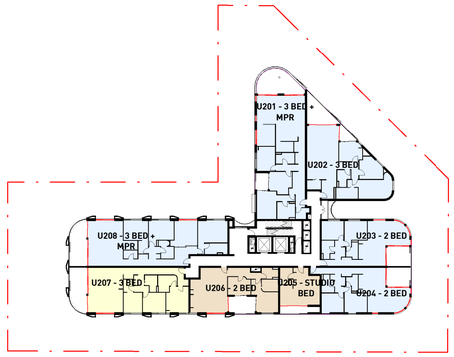

LEVEL 2

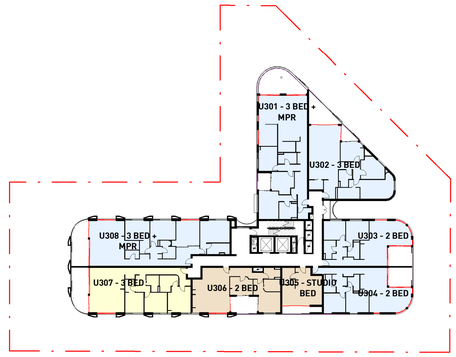

LEVEL 3

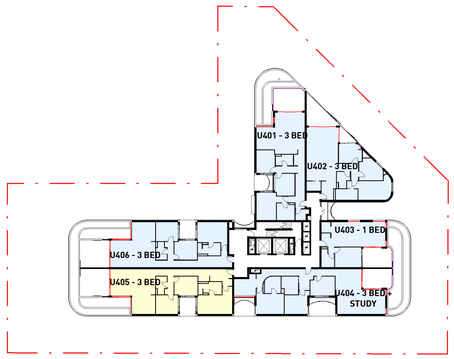

LEVEL 4

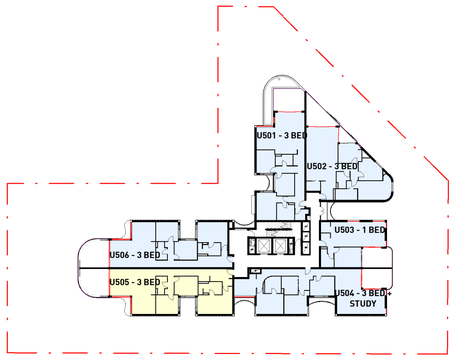

LEVEL 5

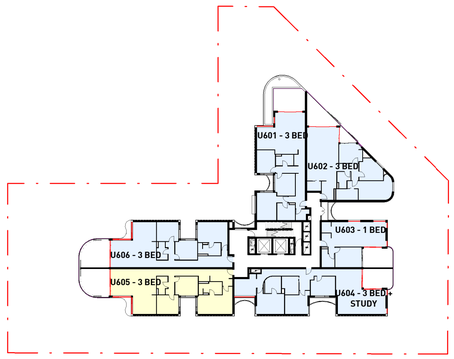

LEVEL 6

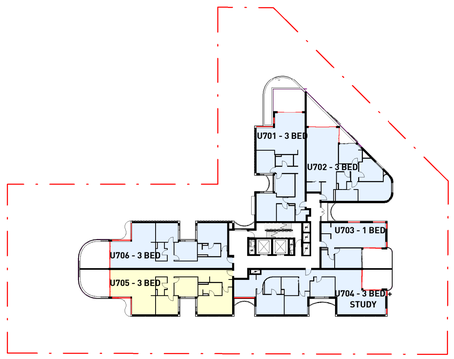

LEVEL 7

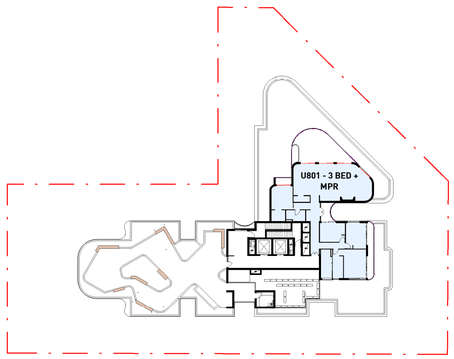

LEVEL 8

SOLAR ACCESS SUMMARY (EXIST NEIGHBOURS)

TOTAL UNITS	55
2HRS SOLAR ACCESS REQUIRED	39 UNITS (70%)
2HRS SOLAR ACCESS PROPOSED	39 UNITS (70%)
0HRS SOLAR ACCESS MAX	8 UNITS (15%)
0HRS SOLAR ACCESS PROPOSED	7 UNITS (13%)

LESS THAN 2HR

NONE

✓

SOLAR ACCESS SCHEDULE			
UNIT NO.	BEDROOM	SOLAR - LIV	SOLAR - POS
GROUND LEVEL			
UG01	3 BED + MPR	✓	✓
UG02	3 BED	✓	✓
UG03	4 BED	✓	✓
UG04	2 BED + STUDY	NONE	X
UG05	3 BED	LESS THAN 2HR	X
UG06	3 BED	LESS THAN 2HR	✓
LEVEL 1			
U101	3 BED + MPR	✓	✓
U102	3 BED	✓	✓
U103	2 BED	✓	✓
U104	2 BED	✓	✓
U105	STUDIO BED	NONE	X
U106	2 BED	NONE	X
U107	3 BED	LESS THAN 2HR	✓
U108	3 BED + MPR	✓	✓
LEVEL 2			
U201	3 BED + MPR	✓	✓
U202	3 BED	✓	✓
U203	2 BED	✓	✓
U204	2 BED	✓	✓
U205	STUDIO BED	NONE	X
U206	2 BED	NONE	X

SOLAR ACCESS SCHEDULE			
UNIT NO.	BEDROOM	SOLAR - LIV	SOLAR - POS
U207	3 BED	LESS THAN 2HR	✓
U208	3 BED + MPR	✓	✓
LEVEL 3			
U301	3 BED + MPR	✓	✓
U302	3 BED	✓	✓
U303	2 BED	✓	✓
U304	2 BED	✓	✓
U305	STUDIO BED	NONE	X
U306	2 BED	NONE	X
U307	3 BED	LESS THAN 2HR	✓
U308	3 BED + MPR	✓	✓
LEVEL 4			
U401	3 BED	✓	✓
U402	3 BED	✓	✓
U403	1 BED	✓	✓
U404	3 BED + STUDY	✓	✓
U405	3 BED	LESS THAN 2HR	✓
U406	3 BED	✓	✓
LEVEL 5			
U501	3 BED	✓	✓
U502	3 BED	✓	✓
U503	1 BED	✓	✓
U504	3 BED + STUDY	✓	✓

SOLAR ACCESS SCHEDULE			
UNIT NO.	BEDROOM	SOLAR - LIV	SOLAR - POS
U505	3 BED	LESS THAN 2HR	✓
U506	3 BED	✓	✓
LEVEL 6			
U601	3 BED	✓	✓
U602	3 BED	✓	✓
U603	1 BED	✓	✓
U604	3 BED + STUDY	✓	✓
U605	3 BED	LESS THAN 2HR	✓
U606	3 BED	✓	✓
LEVEL 7			
U701	3 BED	✓	✓
U702	3 BED	✓	✓
U703	1 BED	✓	✓
U704	3 BED + STUDY	✓	✓
U705	3 BED	LESS THAN 2HR	✓
U706	3 BED	✓	✓
LEVEL 8			
U801	3 BED + MPR	✓	✓

No.	Date	Description
C	13/06/2025	PRELIMINARY DA
B	29/05/2025	REVISED CONCEPT FOR COORDINATION
A	26/05/202205	REVISED CONCEPT AS PER EMAIL (21/05/25)

Amendments

GILES TRIBE
Level 1, 1 Chandos Street
St Leonards 2065 NSW AUSTRALIA
t: 61 2 9264 5005
e: gta@gilestribe.com.au
Giles Tribe Pty Ltd ABN 50 001259 507
Nominated Architects: Mark G Broadley [5823] Victor Schneider [11157]

Verify all dimensions on site prior to commencement of work.
Refer all discrepancies to the Architect for determination.
Use figured dimensions in preference to scaling.
This drawing is copyright and must not be retained, copied or used without the written consent of Giles Tribe Architects.

Project:
RESIDENTIAL FLAT BUILDING
4+8 CHERRY ST

WARRAWEE

Drawing:
SOLAR ACCESS DIAGRAMS - EXISTING NEIGHBOURS

Status:
DA SUBMISSION

Scale:	1 : 500	Job No.	Drawing No. Rev.
Sheet Size:	A1	25025	DA500 C
Date:	13/05/2025		
Drawn:	OT	Reviewed:	VS

C:\Users\Admin\Documents\25025 - 4+8 Cherry St, Warrawee_OPTION 5_Olivia Thompson.ASW21.rvt

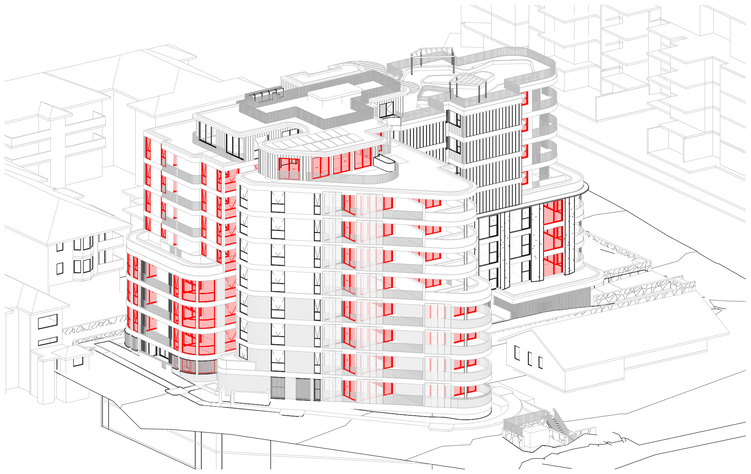

9AM

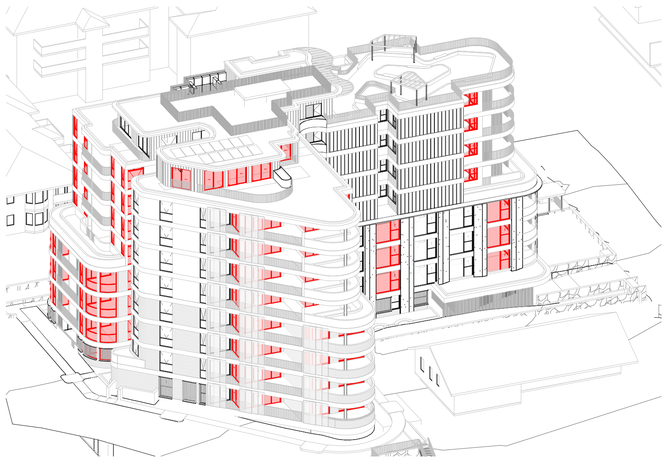

10AM

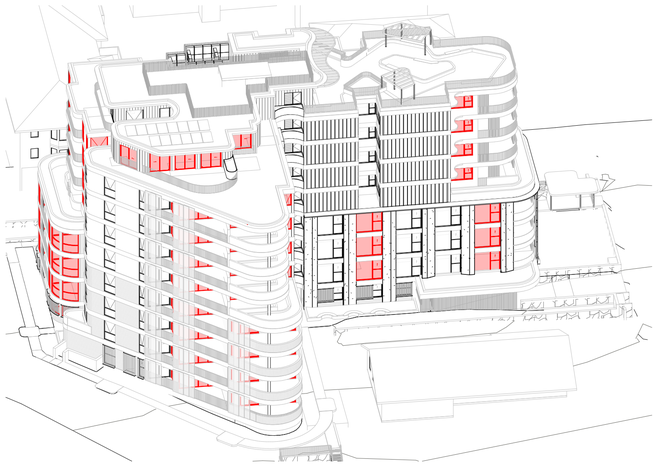

11AM

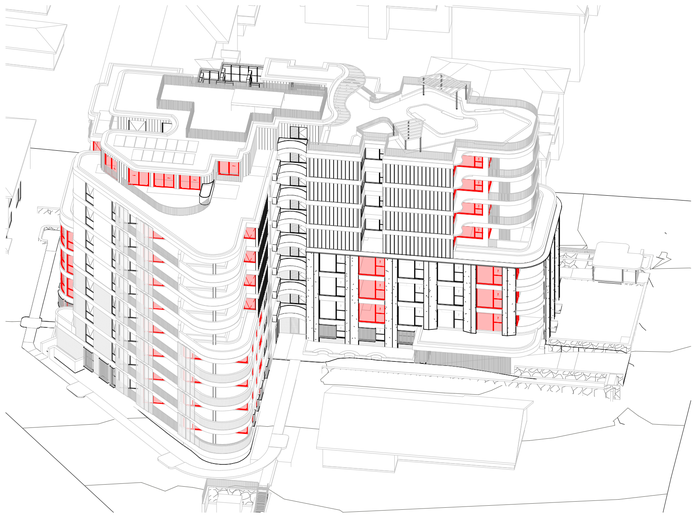

12PM



1PM

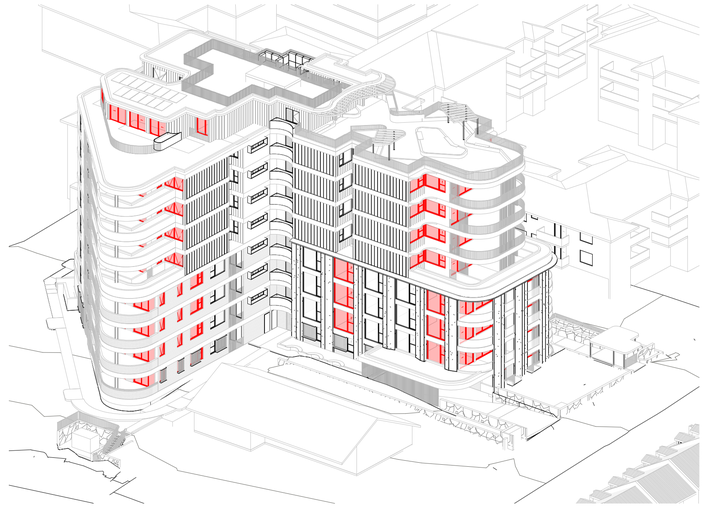

2PM

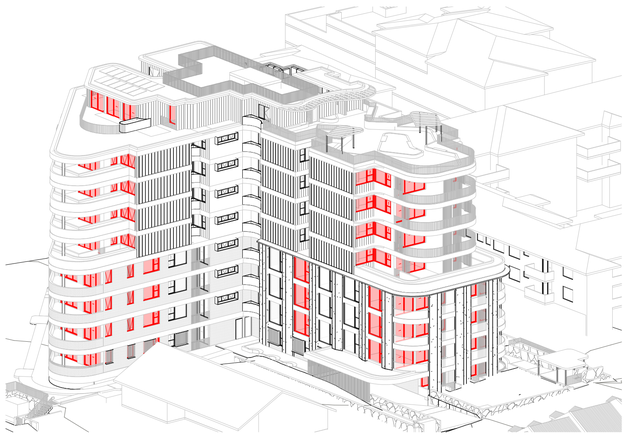

3PM

No.	Date	Description
C	13/06/2025	PRELIMINARY DA
B	29/05/2025	REVISED CONCEPT FOR COORDINATION
A	26/05/20205	REVISED CONCEPT AS PER EMAIL (21/05/25)

Amendments

GILES TRIBE

Level 1, 1 Chandos Street
St Leonards 2065 NSW AUSTRALIA

t: 61 2 9264 5005
e: gta@gilestribe.com.au

Giles Tribe Pty Ltd ABN 50 001259 507

Nominated Architects: Mark G Broadley [5823] Victor Schneider [11157]

Verify all dimensions on site prior to commencement of work.
Refer all discrepancies to the Architect for determination.
Use figured dimensions in preference to scaling.
This drawing is copyright and must not be retained, copied or used without the written consent of Giles Tribe Architects.

Project:

RESIDENTIAL FLAT BUILDING
4+8 CHERRY ST

WARRAWEE

Drawing:

SUN EYE DIAGRAMS - EXISTING NEIGHBOURS

Status:

DA SUBMISSION

Scale:		Job No.	Drawing No.	Rev.
Sheet Size:	A1	25025	DA501	C
Date:	13/05/2025			
Drawn:	OT	Reviewed	VS	

C:\Users\olivia\Documents\25025 - 4+8 Cherry St, Warrawee_OPTION 5_Olivia.ThompsonASRYQ.rvt

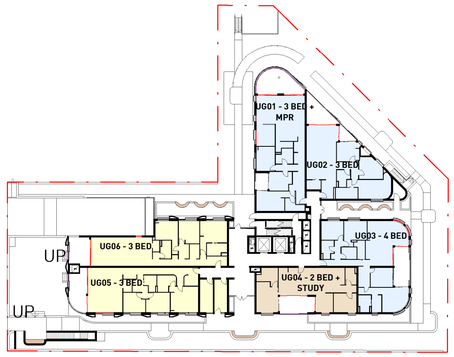

GROUND LEVEL

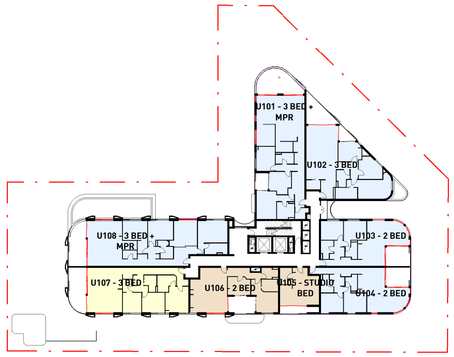

LEVEL 1

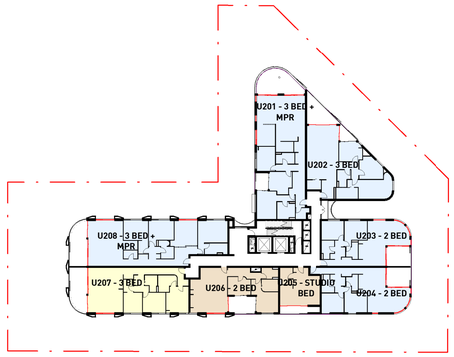

LEVEL 2

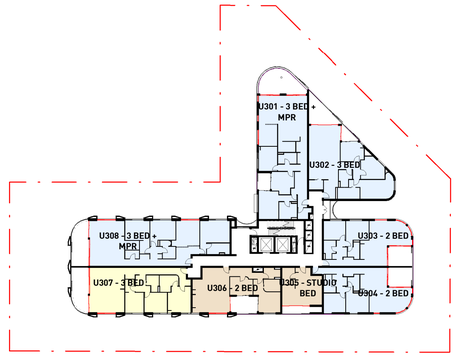

LEVEL 3

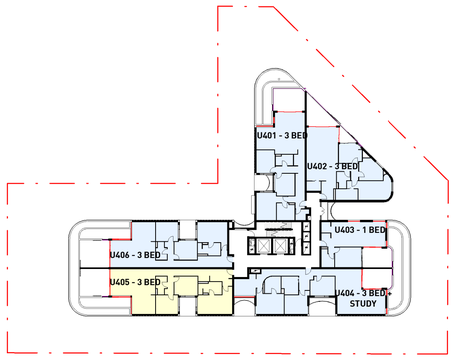

LEVEL 4

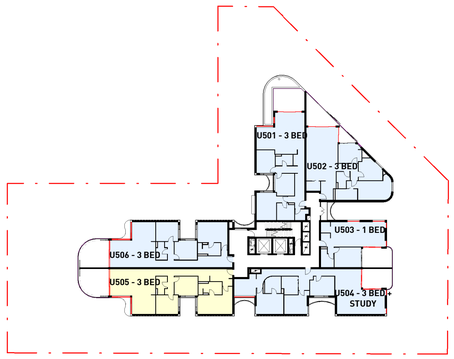

LEVEL 5

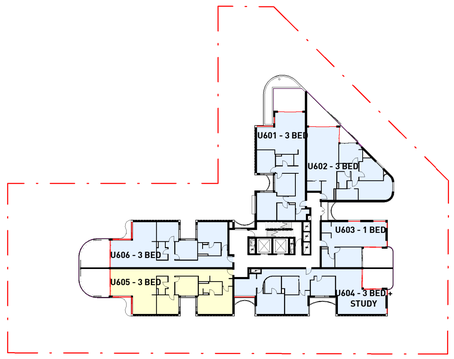

LEVEL 6

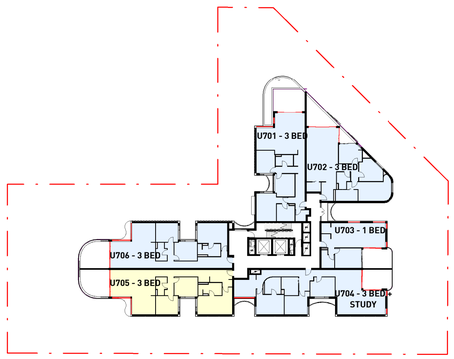

LEVEL 7

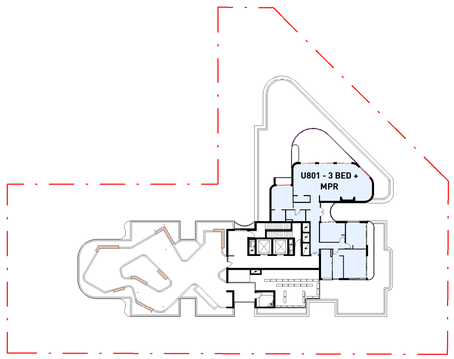

LEVEL 8

SOLAR ACCESS SUMMARY (EXIST NEIGHBOURS)

TOTAL UNITS	55
2HRS SOLAR ACCESS REQUIRED	39 UNITS (70%)
2HRS SOLAR ACCESS PROPOSED	39 UNITS (70%)
0HRS SOLAR ACCESS MAX	8 UNITS (15%)
0HRS SOLAR ACCESS PROPOSED	7 UNITS (13%)

LESS THAN 2HR

NONE

✓

SOLAR ACCESS SCHEDULE

UNIT NO.	BEDROOM	SOLAR - LIV	SOLAR - POS
GROUND LEVEL			
UG01	3 BED + MPR	✓	✓
UG02	3 BED	✓	✓
UG03	4 BED	✓	✓
UG04	2 BED + STUDY	NONE	X
UG05	3 BED	LESS THAN 2HR	X
UG06	3 BED	LESS THAN 2HR	✓
LEVEL 1			
U101	3 BED + MPR	✓	✓
U102	3 BED	✓	✓
U103	2 BED	✓	✓
U104	2 BED	✓	✓
U105	STUDIO BED	NONE	X
U106	2 BED	NONE	X
U107	3 BED	LESS THAN 2HR	✓
U108	3 BED + MPR	✓	✓
LEVEL 2			
U201	3 BED + MPR	✓	✓
U202	3 BED	✓	✓
U203	2 BED	✓	✓
U204	2 BED	✓	✓
U205	STUDIO BED	NONE	X
U206	2 BED	NONE	X

SOLAR ACCESS SCHEDULE

UNIT NO.	BEDROOM	SOLAR - LIV	SOLAR - POS
U207	3 BED	LESS THAN 2HR	✓
U208	3 BED + MPR	✓	✓
LEVEL 3			
U301	3 BED + MPR	✓	✓
U302	3 BED	✓	✓
U303	2 BED	✓	✓
U304	2 BED	✓	✓
U305	STUDIO BED	NONE	X
U306	2 BED	NONE	X
U307	3 BED	LESS THAN 2HR	✓
U308	3 BED + MPR	✓	✓
LEVEL 4			
U401	3 BED	✓	✓
U402	3 BED	✓	✓
U403	1 BED	✓	✓
U404	3 BED + STUDY	✓	✓
U405	3 BED	LESS THAN 2HR	✓
U406	3 BED	✓	✓
LEVEL 5			
U501	3 BED	✓	✓
U502	3 BED	✓	✓
U503	1 BED	✓	✓
U504	3 BED + STUDY	✓	✓

SOLAR ACCESS SCHEDULE

UNIT NO.	BEDROOM	SOLAR - LIV	SOLAR - POS
U505	3 BED	LESS THAN 2HR	✓
U506	3 BED	✓	✓
LEVEL 6			
U601	3 BED	✓	✓
U602	3 BED	✓	✓
U603	1 BED	✓	✓
U604	3 BED + STUDY	✓	✓
U605	3 BED	LESS THAN 2HR	✓
U606	3 BED	✓	✓
LEVEL 7			
U701	3 BED	✓	✓
U702	3 BED	✓	✓
U703	1 BED	✓	✓
U704	3 BED + STUDY	✓	✓
U705	3 BED	LESS THAN 2HR	✓
U706	3 BED	✓	✓
LEVEL 8			
U801	3 BED + MPR	✓	✓

No.	Date	Description
A	27/06/2025	LANDSCAPE, TRAFFIC & SERVICES COORDINATION

Amendments

GILES TRIBE
Level 1, 1 Chandos Street
St Leonards 2065 NSW AUSTRALIA
t: 61 2 9264 5005
e: gta@gilestribe.com.au
Giles Tribe Pty Ltd ABN 50 001259 507
Nominated Architects: Mark G Broadley [5823] Victor Schneider [11157]

Verify all dimensions on site prior to commencement of work.
Refer all discrepancies to the Architect for determination.
Use figured dimensions in preference to scaling.
This drawing is copyright and must not be retained, copied or used without the written consent of Giles Tribe Architects.

Project:
RESIDENTIAL FLAT BUILDING
4+8 CHERRY ST

WARRAWEE

Drawing:
SOLAR ACCESS DIAGRAMS - FUTURE NEIGHBOURS

Status:
DA SUBMISSION

Scale:	1 : 500	Job No.	Drawing No. Rev.
Sheet Size:	A1	25025	DA502 A
Date:	13/05/2025		
Drawn:	OT	Reviewed:	VS

C:\Users\tmoth\Documents\25025 - 4+8 Cherry St, Warrawee_DPTHOM_S_Oliver.Thompson.ASKYnrl

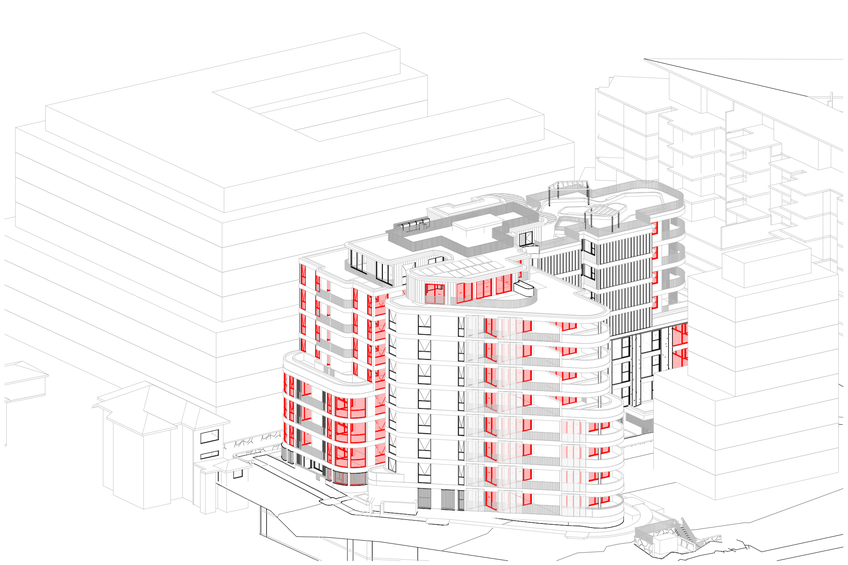

9AM

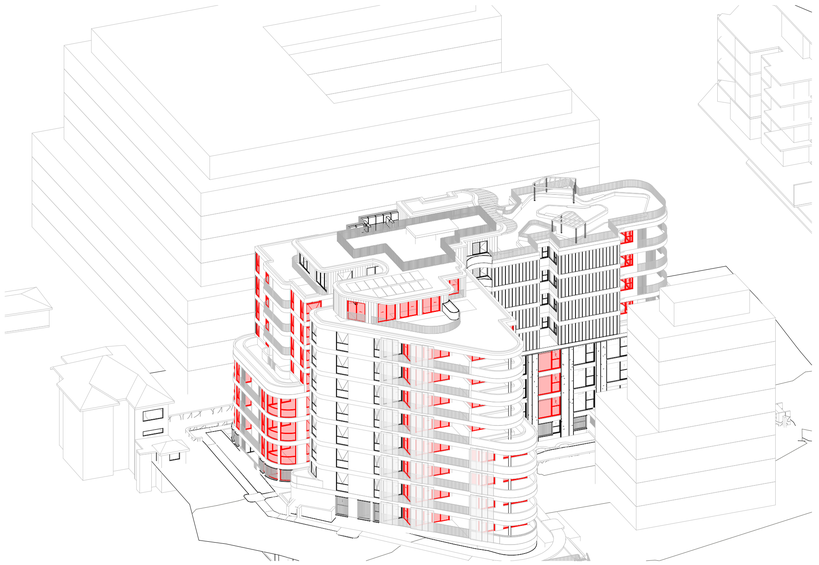

10AM

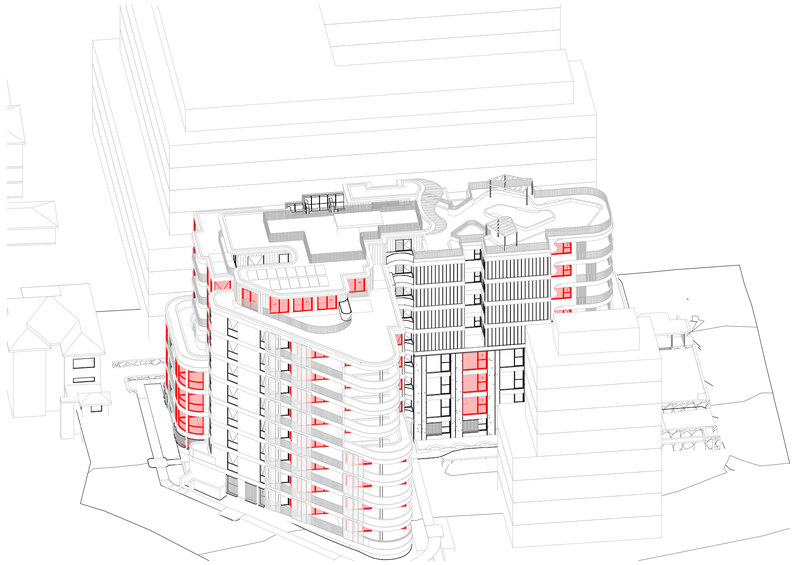

11AM

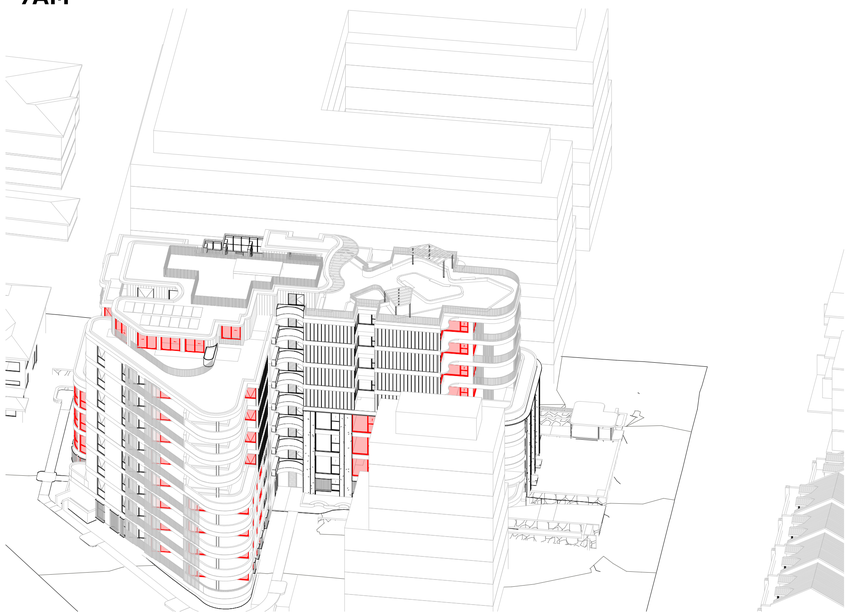

12PM

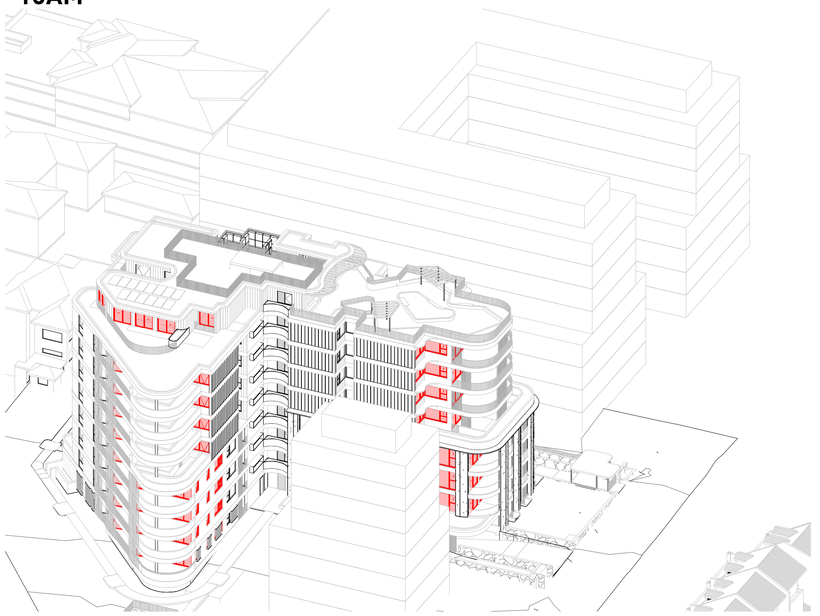

1PM

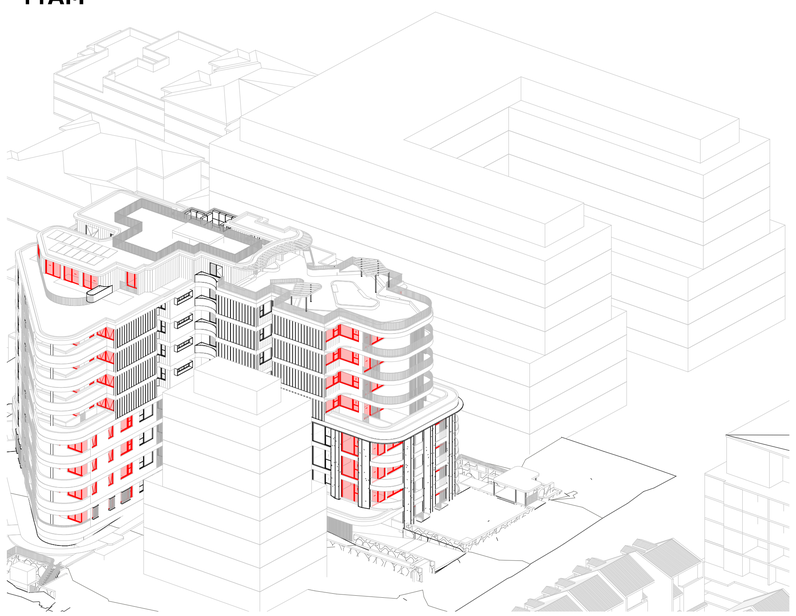

2PM



3PM

No.	Date	Description
A	27/06/2025	LANDSCAPE, TRAFFIC & SERVICES COORDINATION

Amendments

GILES TRIBE

Level 1, 1 Chandos Street
St Leonards 2065 NSW AUSTRALIA

t: 61 2 9264 5005
e: gta@gilestribe.com.au

Giles Tribe Pty Ltd ABN 50 001259 507

Nominated Architects: Mark G Broadley [5823] Victor Schneider [11157]

Verify all dimensions on site prior to commencement of work.
Refer all discrepancies to the Architect for determination.
Use figured dimensions in preference to scaling.
This drawing is copyright and must not be retained, copied or used without the written consent of Giles Tribe Architects.

Project:

RESIDENTIAL FLAT BUILDING
4+8 CHERRY ST

WARRAWEE

Drawing:

SUN EYE DIAGRAMS - FUTURE NEIGHBOURS

Status:

DA SUBMISSION

Scale:		Job No.	Drawing No.	Rev.
Sheet Size:	A1	25025	DA503	A
Date:	13/05/2025			
Drawn:	OT	Reviewed	VS	

C:\Users\olivia\Documents\25025 - 4+8 Cherry St, Warrawee_OPTION 5_Olivia.ThompsonASRYQ.rvt

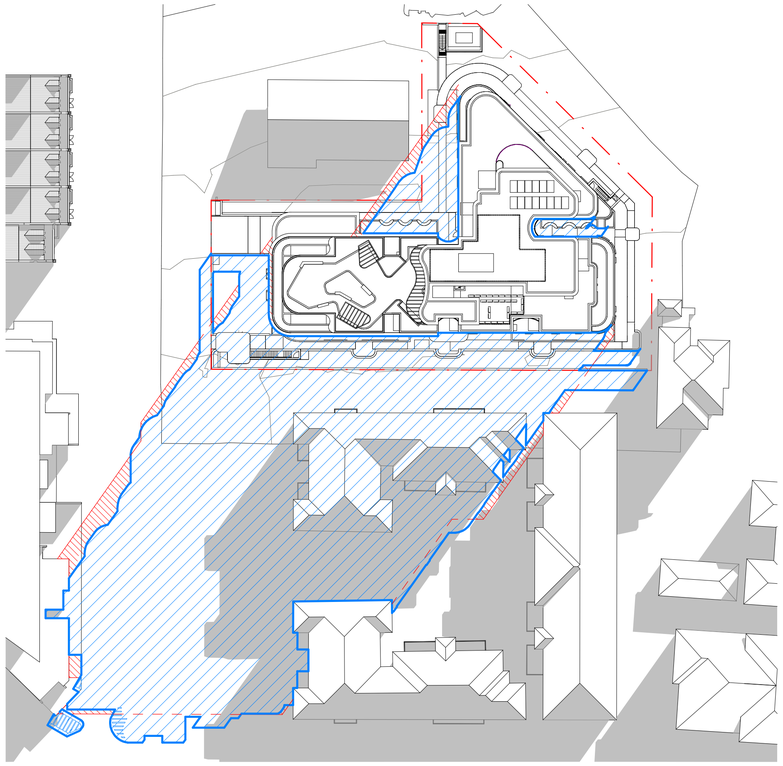

PROPOSED - 9AM - 21 JUNE

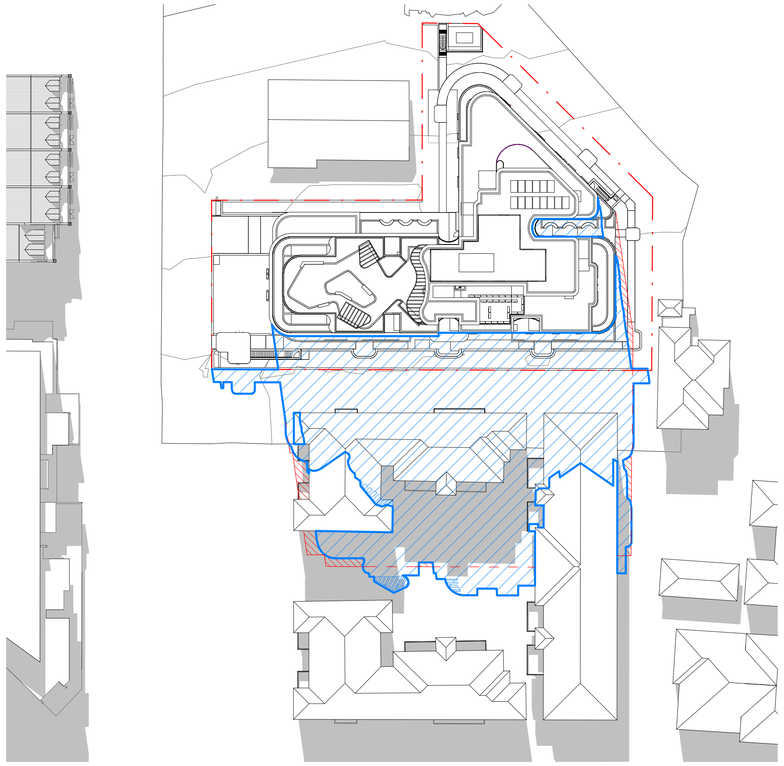

PROPOSED - 12PM - 21 JUNE

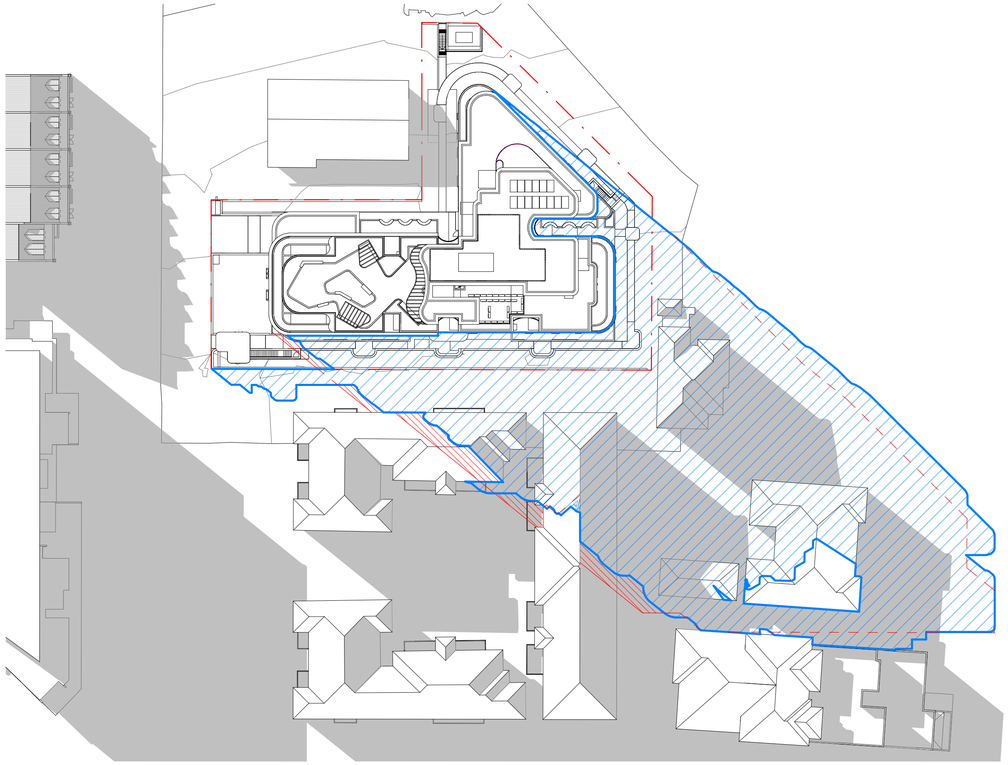

PROPOSED - 3PM - 21 JUNE

SHADOW LEGEND

- EXISTING SHADOWS
- PROPOSED SHADOWS ADG COMPLIANT SETBACKS)
- ADG COMPLIANT ENVELOPE SHADOWS (MODELED BASED ON HABITABLE TO HABITABLE SETBACKS)

No.	Date	Description
A	01/07/2025	ISSUE FOR INFORMATION

Amendments

GILES TRIBE
Level 1, 1 Chandos Street
St Leonards 2065 NSW AUSTRALIA
t: 61 2 9264 5005
e: gta@gilestribe.com.au
Giles Tribe Pty Ltd ABN: 50 001259 507

Nominated Architects: Mark G Broadley [5823] Victor Schneider [11157]

Verify all dimensions on site prior to commencement of work.
Refer all discrepancies to the Architect for determination.
Use figured dimensions in preference to scaling.
This drawing is copyright and must not be retained, copied or used without the written consent of Giles Tribe Architects.

Project:

RESIDENTIAL FLAT BUILDING
4+8 CHERRY ST

WARRAWEE

Drawing:

SHADOW DIAGRAMS - EXISTING NEIGHBOURS

Status: DA SUBMISSION

Scale:	1 : 500	Job No.	Drawing No. Rev.
Sheet Size:	A1	25025	DA504 A
Date:	13/05/2025		
Drawn:	OT	Reviewed	VS

C:\Users\olivia\Documents\25025 - 4+8 Cherry St, Warrawee_OPTION 5_Olivia.ThompsonACH70.rvt

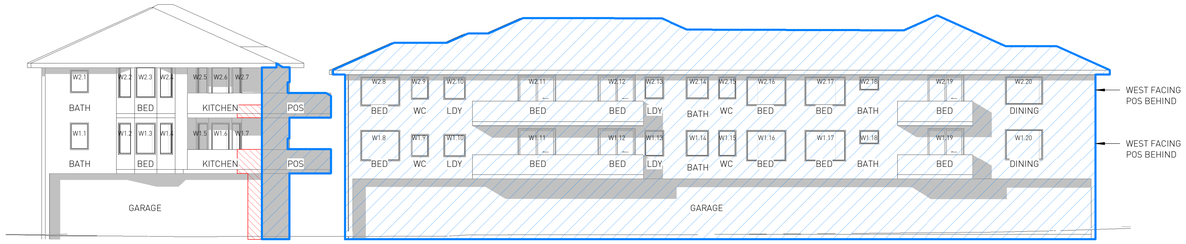

9AM

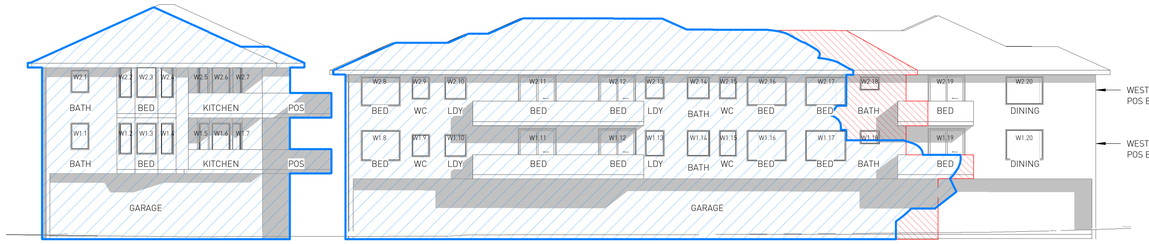

2PM

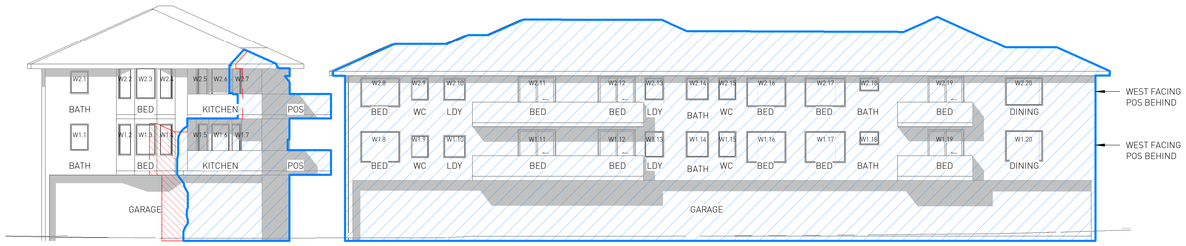

10AM

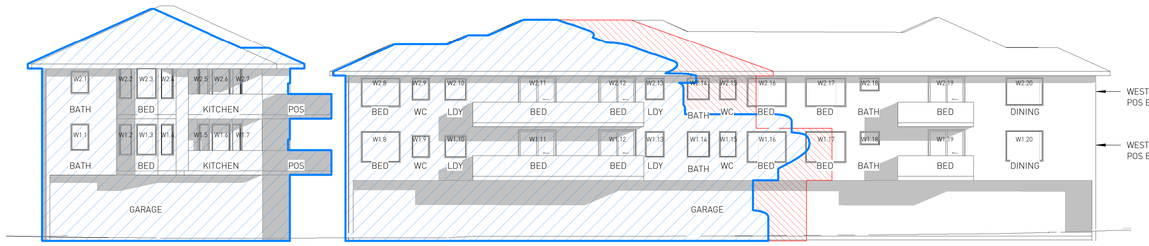

3PM

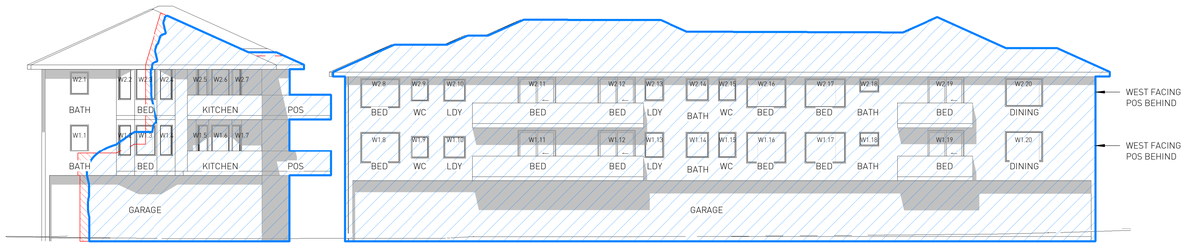

11AM

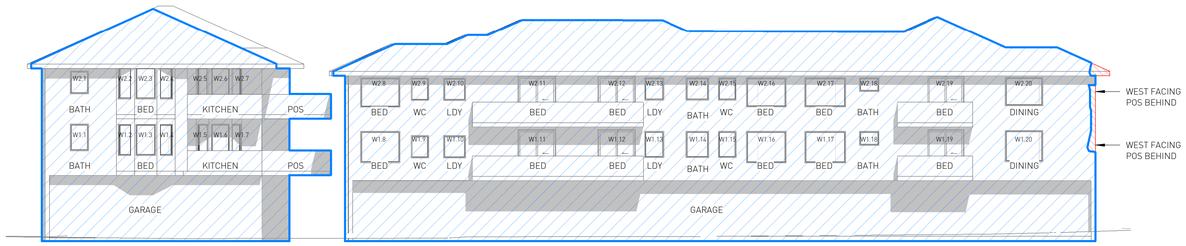

12PM

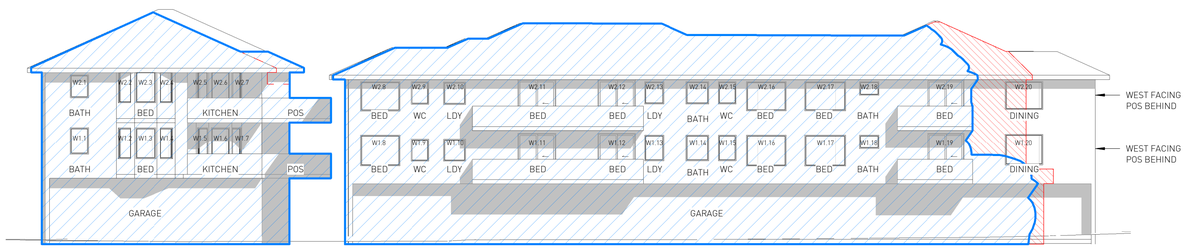

1PM

WINDOW	9AM			10AM			11AM			12PM			1PM			2PM			3PM		
	EXISTING	PROPOSED	COMPLYING ENVELOPE	EXISTING	PROPOSED	COMPLYING ENVELOPE	EXISTING	PROPOSED	COMPLYING ENVELOPE	EXISTING	PROPOSED	COMPLYING ENVELOPE	EXISTING	PROPOSED	COMPLYING ENVELOPE	EXISTING	PROPOSED	COMPLYING ENVELOPE	EXISTING	PROPOSED	COMPLYING ENVELOPE
W1.1	✓	✓	✓	✓	✓	✓	✓	✓	✓	✓	X	X	✓	X	X	✓	X	X	✓	X	X
W2.1	✓	✓	✓	✓	✓	✓	✓	✓	✓	✓	X	X	✓	X	X	✓	X	X	✓	X	X
W1.2	✓	✓	✓	✓	✓	✓	✓	✓	✓	✓	X	X	✓	X	X	✓	X	X	X	X	X
W2.2	✓	✓	✓	✓	✓	✓	✓	✓	✓	✓	X	X	✓	X	X	✓	X	X	X	X	X
W1.3	✓	✓	✓	✓	✓	✓	✓	✓	✓	✓	X	X	✓	X	X	✓	X	X	✓	X	X
W2.3	✓	✓	✓	✓	✓	✓	✓	✓	✓	✓	X	X	✓	X	X	✓	X	X	✓	X	X
W1.4	✓	✓	✓	✓	✓	X	✓	X	X	✓	X	X	✓	X	X	✓	X	X	✓	X	X
W2.4	✓	✓	✓	✓	✓	✓	✓	X	X	✓	X	X	✓	X	X	✓	X	X	✓	X	X
W1.5	X	-	-	X	-	-	✓	X	X	✓	X	X	✓	X	X	✓	X	X	X	-	-
W2.5	X	-	-	X	-	-	X	-	-	X	-	-	X	-	-	X	-	-	X	-	-
W1.6	✓	✓	✓	✓	X	X	✓	X	X	✓	X	X	✓	X	X	✓	X	X	✓	X	X
W2.6	✓	✓	✓	✓	✓	✓	X	-	-	X	-	-	X	-	-	X	-	-	✓	X	X
W1.7	✓	✓	✓	✓	X	X	✓	X	X	✓	X	X	✓	X	X	✓	X	X	✓	X	X
W2.7	X	-	-	X	-	-	X	-	-	X	-	-	X	-	-	X	-	-	✓	X	X
W1.8	✓	X	X	✓	X	X	✓	X	X	✓	X	X	✓	X	X	✓	X	X	✓	X	X
W2.8	✓	X	X	✓	X	X	✓	X	X	✓	X	X	✓	X	X	✓	X	X	✓	X	X
W1.9	✓	X	X	✓	X	X	✓	X	X	✓	X	X	✓	X	X	✓	X	X	✓	X	X
W2.9	✓	X	X	✓	X	X	✓	X	X	✓	X	X	✓	X	X	✓	X	X	✓	X	X
W1.10	✓	X	X	✓	X	X	✓	X	X	✓	X	X	✓	X	X	✓	X	X	✓	X	X
W2.10	✓	X	X	✓	X	X	✓	X	X	✓	X	X	✓	X	X	✓	X	X	✓	X	X
W1.11	✓	X	X	✓	X	X	✓	X	X	✓	X	X	✓	X	X	✓	X	X	✓	X	X
W2.11	✓	X	X	✓	X	X	✓	X	X	✓	X	X	✓	X	X	✓	X	X	✓	X	X
W1.12	✓	X	X	✓	X	X	✓	X	X	✓	X	X	✓	X	X	✓	X	X	✓	X	X
W2.12	✓	X	X	✓	X	X	✓	X	X	✓	X	X	✓	X	X	✓	X	X	✓	X	X
W1.13	✓	X	X	✓	X	X	✓	X	X	✓	X	X	✓	X	X	✓	X	X	✓	X	X
W2.13	✓	X	X	✓	X	X	✓	X	X	✓	X	X	✓	X	X	✓	X	X	✓	X	X
W1.14	✓	X	X	✓	X	X	✓	X	X	✓	X	X	✓	X	X	✓	X	X	✓	X	X
W2.14	✓	X	X	✓	X	X	✓	X	X	✓	X	X	✓	X	X	✓	X	X	✓	✓	X
W1.15	✓	X	X	✓	X	X	✓	X	X	✓	X	X	✓	X	X	✓	X	X	✓	X	X
W2.15	✓	X	X	✓	X	X	✓	X	X	✓	X	X	✓	X	X	✓	X	X	✓	✓	X
W1.16	✓	X	X	✓	X	X	✓	X	X	✓	X	X	✓	X	X	✓	X	X	✓	X	X
W2.16	✓	X	X	✓	X	X	✓	X	X	✓	X	X	✓	X	X	✓	X	X	✓	✓	✓
W1.17	✓	X	X	✓	X	X	✓	X	X	✓	X	X	✓	X	X	✓	X	X	✓	✓	✓
W2.17	✓	X	X	✓	X	X	✓	X	X	✓	X	X	✓	X	X	✓	X	X	✓	✓	✓
W1.18	✓	X	X	✓	X	X	✓	X	X	✓	X	X	✓	X	X	✓	✓	X	✓	✓	✓
W2.18	✓	X	X	✓	X	X	✓	X	X	✓	X	X	✓	X	X	✓	✓	X	✓	✓	✓
W1.19	✓	X	X	✓	X	X	✓	X	X	✓	X	X	✓	X	X	✓	✓	✓	✓	✓	✓
W2.19	✓	X	X	✓	X	X	✓	X	X	✓	X	X	✓	X	X	✓	✓	✓	✓	✓	✓
W1.20	✓	X	X	✓	X	X	✓	X	X	✓	X	X	✓	✓	✓	✓	✓	✓	✓	✓	✓
W2.20	✓	X	X	✓	X	X	✓	X	X	✓	X	X	✓	✓	✓	✓	✓	✓	✓	✓	✓

SHADOW LEGEND

- EXISTING SHADOWS
- PROPOSED SHADOWS ADG COMPLIANT SETBACKS)
- ADG COMPLIANT ENVELOPE SHADOWS (MODELED BASED ON HABITABLE TO HABITABLE SETBACKS)

No.	Date	Description
B	10/07/2025	FINAL COORDINATION
A	01/07/2025	ISSUE FOR INFORMATION

Amendments

GILES TRIBE
Level 1, 1 Chandos Street
St Leonards 2065 NSW AUSTRALIA
t: 61 2 9264 5005
e: gtal@gilestribe.com.au
Giles Tribe Pty Ltd ABN 50 001259 507
Nominated Architects: Mark G Broadley [5823] Victor Schneider [11157]

Verify all dimensions on site prior to commencement of work.
Refer all discrepancies to the Architect for determination.
Use figured dimensions in preference to scaling.
This drawing is copyright and must not be retained, copied or used without the written consent of Giles Tribe Architects.

Project:
RESIDENTIAL FLAT BUILDING
4+8 CHERRY ST

WARRAWEE

Drawing:
2 CHERRY STREET SHADOW ELEVATIONS

Status: DA SUBMISSION

Scale:	1 : 500	Job No.	Drawing No. Rev.
Sheet Size:	A1	25025	DA506 B
Date:	13/05/2025		
Drawn:	OT	Reviewed	VS

C:\Users\vsilva\Documents\25025 - 4+8 Cherry St, Warrawee_DPFTDS_Silva.Thompson.rvt



1. FACEBRICK FACADE



2. METAL CLADDING



3. TEXTURED CLADDING



4. CONCRETE WALLS



5. CONCRETE COLUMNS/
FACADE EXTRUSIONS



6. CONCRETE PLANTER/
BALUSTRADE



7. METAL PLANTER



8. STONE CLADDING



9. VERTICAL PRIVACY
SCREENS



10. PERFORATED PRIVACY
SCREENS



11. GLASS BALUSTRADE



12. METAL BALUSTRADE

No.	Date	Description
A	10/07/2025	FINAL COORDINATION

Amendments

GILES TRIBE
Level 1, 1 Chandos Street
St Leonards 2065 NSW AUSTRALIA
t: 61 2 9264 5005
e: gta@gilestribe.com.au
Giles Tribe Pty Ltd ABN 50 001259 507
Nominated Architects: Mark G Broadley [5823] Victor Schneider [11157]

Verify all dimensions on site prior to commencement of work.
Refer all discrepancies to the Architect for determination.
Use figured dimensions in preference to scaling.
This drawing is copyright and must not be retained, copied or used without the written consent of Giles Tribe Architects.

Project:
RESIDENTIAL FLAT BUILDING
4+8 CHERRY ST

WARRAWEE

Drawing:
MATERIALS & FINISHES

Status:
DA SUBMISSION

Scale:	1 : 50	Job No.	Drawing No.	Rev.
Sheet Size:	A1	25025	DA600	A
Date:	13/05/2025			
Drawn:	OT	Reviewed	VS	

C:\Users\olivia\Documents\25025 - 4+8 Cherry St, Warrawee_OPTION 5_Olivia.ThompsonASRYQ.rvt



No.	Date	Description
B	27/06/2025	LANDSCAPE, TRAFFIC & SERVICES COORDINATION
A	16/06/2025	PRELIMINARY WINDOW SCHEDULE

Amendments

GILES TRIBE
Level 1, 1 Chandos Street
St Leonards 2065 NSW AUSTRALIA
t: 61 2 9264 5005
e: gta@gilestribe.com.au
Giles Tribe Pty Ltd ABN 50 001259 507

Nominated Architects: Mark G Broadley [5823] Victor Schneider [11157]

Verify all dimensions on site prior to commencement of work.
Refer all discrepancies to the Architect for determination.
Use figured dimensions in preference to scaling.
This drawing is copyright and must not be retained, copied or used without the written consent of Giles Tribe Architects.

Project:

RESIDENTIAL FLAT BUILDING
4+8 CHERRY ST

WARRAWEE

Drawing:

WINDOW SCHEDULE

Status:

DA SUBMISSION

Scale: 1 : 50	Job No.	Drawing No.	Rev.
Sheet Size: A1	25025	DA700 B	
Date: 13/05/2025			
Drawn: OT	Reviewed VS		

0 1m 2m 5m
SCALE 1:50

C:\Users\olivia\Documents\25025 - 4+8 Cherry St, Warrawee_OPTION 5_Olivia.Thompson&SRYQ.rvt

WINDOW SCHEDULE - GROUND

NUMBER	TYPE	SILL	WIDTH	HEIGHT
1	37A	0	3200	2600
2	37A	0	3200	2600
3	42A	0	4500	2600
4	32A	0	2400	2600
5	33A	0	2600	2600
6	10A	0	750	2600
7	12A	0	1600	2600
8	8A	1000	2000	1600
9	46A	0	3000	2560
10	8A	1000	2000	1600
11	8A	1000	2000	1600
12	DELETED			
13	49A	1000	1940	1600
14	48A	1000	1865	1600
15	14A	1000	900	1600
16	31A	0	2200	2600
17	36A	0	3000	2600
18	36A	0	3000	2600
19	31A	0	2200	2600
20	14A	1000	900	1600
21	48A	1000	1865	1600
22	49A	1000	1940	1600
23	15A	1000	1000	1600
24	11A	0	1300	2600
25	11A	0	1300	2600
26	32A	0	2400	2600
27	41A	0	4470	2600
28	32A	0	2400	2600
29	13A	0	2000	2600
30	47A	0	4204	2900
31	43A	0	1733	2560
32	17A	0	1100	2600
33	6A	800	3036	1800
34	6A	800	3036	1800
35	6A	800	3036	1800
36	6A	800	3036	1800
37	34A	0	2700	2600
38	39A	0	4340	2600
39	39A	0	4340	2600
40	20A	0	1000	2600
41	9A	800	1920	1800
42	6A	800	3036	1800
43	6A	800	3036	1800
44	45A	0	2000	2560
45	29A	0	1800	2600
46	33A	0	2600	2600
47	4A	1000	2700	1600
48	3A	1000	2400	1600
49	15A	1000	1000	1600
50	15A	1000	1000	1600

WINDOW SCHEDULE - LEVEL 1

NUMBER	TYPE	SILL	WIDTH	HEIGHT
1	37A	0	3200	2600
2	37A	0	3200	2600
3	42A	0	4500	2600
4	32A	0	2400	2600
5	33A	0	2600	2600
6	18A	0	750	2600
7	22A	0	1600	2600
8	52A	1000	1600	1600
9	46A	0	3000	2560
10	8A	1000	2000	1600
11	8A	1000	2000	1600
12	23A	0	2000	2600
13	51A	0	1940	2600
14	50A	0	1865	2600
15	19A	0	900	2600
16	38A	0	3600	2600
17	36A	0	3000	2600
18	36A	0	3000	2600
19	38A	0	3600	2600
20	19A	0	900	2600
21	50A	0	1865	2600
22	51A	0	1940	2600
23	20A	0	1000	2600
24	21A	0	1300	2600
25	21A	0	1300	2600
26	41A	0	4470	2600
27	23A	0	2000	2600
28	32A	0	2400	2600
29	30A	0	2000	2600
30	32A	0	2400	2600
31	7A	0	3036	2600
32	7A	0	3036	2600
33	7A	0	3036	2600
34	7A	0	3036	2600
35	7A	0	3036	2600
36	34A	0	2700	2600
37	39A	0	4340	2600
38	39A	0	4340	2600
39	34A	0	2700	2600
40	7A	0	3036	2600
41	7A	0	3036	2600
42	7A	0	3036	2600
43	7A	0	3036	2600
44	7A	0	3036	2600
45	24A	1000	2000	1600
46	27A	1800	2900	800
47	29A	0	1800	2600
48	33A	0	2600	2600
49	4A	1000	2700	1600
50	3A	1000	2400	1600
51	15B	1000	1000	1600
52	15B	1000	1000	1600

WINDOW SCHEDULE - LEVEL 2-3

NUMBER	TYPE	SILL	WIDTH	HEIGHT
1	37A	0	3200	2600
2	37A	0	3200	2600
3	42A	0	4500	2600
4	32A	0	2400	2600
5	33A	0	2600	2600
6	18A	0	750	2600
7	22A	0	1600	2600
8	22A	0	1600	2600
9	46A	0	3000	2560
10	8A	1000	2000	1600
11	8A	1000	2000	1600
12	23A	0	2000	2600
13	51A	0	1940	2600
14	50A	0	1865	2600
15	19A	0	900	2600
16	38A	0	3600	2600
17	36A	0	3000	2600
18	36A	0	3000	2600
19	38A	0	3600	2600
20	19A	0	900	2600
21	50A	0	1865	2600
22	51A	0	1940	2600
23	20A	0	1000	2600
24	21A	0	1300	2600
25	21A	0	1300	2600
26	41A	0	4470	2600
27	23A	0	2000	2600
28	32A	0	2400	2600
29	30A	0	2000	2600
30	32A	0	2400	2600
31	7A	0	3036	2600
32	7A	0	3036	2600
33	7A	0	3036	2600
34	7A	0	3036	2600
35	7A	0	3036	2600
36	34A	0	2700	2600
37	39A	0	4340	2600
38	39A	0	4340	2600
39	34A	0	2700	2600
40	7A	0	3036	2600
41	7A	0	3036	2600
42	7A	0	3036	2600
43	7A	0	3036	2600
44	7A	0	3036	2600
45	24A	1000	2000	1600
46	27A	1800	2900	800
47	29A	0	1800	2600
48	33A	0	2600	2600
49	4A	1000	2700	1600
50	3A	1000	2400	1600
51	15B	1000	1000	1600
52	15B	1000	1000	1600

WINDOW SCHEDULE - LEVEL 4

NUMBER	TYPE	SILL	WIDTH	HEIGHT
1	40A	0	4000	2600
2	42A	0	4500	2600
3	32A	0	2400	2600
4	33A	0	2600	2600
5	18A	0	750	2600
6	22A	0	1600	2600
7	22A	0	1600	2600
8	46A	0	3000	2560
9	23A	0	2000	2600
10	23A	0	2000	2600
11	14B	1000	900	1600
12	14B	1000	900	1600
13	36A	0	3000	2600
14	36A	0	3000	2600
15	36A	0	3000	2600
16	36A	0	3000	2600
17	14B	1000	900	1600
18	14B	1000	900	1600
19	3A	1000	2400	1600
20	21A	0	1300	2600
21	21A	0	1300	2600
22	28A	1000	3350	1600
23	2A	1000	2300	1600
24	3A	1000	2400	1600
25	2A	1000	2300	1600
26	4A	1000	2700	1600
27	5A	1000	3000	1600
28	39A	0	4340	2600
29	39A	0	4340	2600
30	5A	1000	3000	1600
31	4A	1000	2700	1600
32	2A	1000	2300	1600
33	3A	1000	2400	1600
34	2A	1000	2300	1600
35	24A	1000	2000	1600
36	27A	1800	2900	800
37	1A	1000	2200	1600
38	25A	1000	2600	1600
39	1A	1000	2200	1600
40	26A	1000	2700	1600
41	15B	1000	1000	1600

WINDOW SCHEDULE - LEVEL 5-7

NUMBER	TYPE	SILL	WIDTH	HEIGHT
1	40A	0	4000	2600
2	42A	0	4500	2600
3	32A	0	2400	2600
4	33A	0	2600	2600
5	18A	0	750	2600
6	22A	0	1600	2600
7	22A	0	1600	2600
8	46A	0	3000	2560
9	23A	0	2000	2600
10	23A	0	2000	2600
11	19A	0	900	2600
12	19A	0	900	2600
13	36A	0	3000	2600
14	36A	0	3000	2600
15	36A	0	3000	2600
16	36A	0	3000	2600
17	19A	0	900	2600
18	19A	0	900	2600
19	3A	1000	2400	1600
20	21A	0	1300	2600
21	21A	0	1300	2600
22	28A	1000	3350	1600
23	2A	1000	2300	1600
24	3A	1000	2400	1600
25	2A	1000	2300	1600
26	4A	1000	2700	1600
27	5A	1000	3000	1600
28	39A	0	4340	2600
29	39A	0	4340	2600
30	5A	1000	3000	1600
31	4A	1000	2700	1600
32	2A	1000	2300	1600
33	3A	1000	2400	1600
34	2A	1000	2300	1600
35	24A	1000	2000	1600
36	27A	1800	2900	800
37	1A	1000	2200	1600
38	25A	1000	2600	1600
39	1A	1000	2200	1600
40	26A	1000	2700	1600
41	15B	1000	1000	1600

WINDOW SCHEDULE - LEVEL 8

NUMBER	TYPE	SILL	WIDTH	HEIGHT
1	32A	0	2400	2600
2	32A	0	2400	2600
3	32A	0	2400	2600
4	32A	0	2400	2600
5	46A	0	3000	2560
6	32A	0	2400	2600
7	23A	0	2000	2600
8	38A	0	3600	2600
9	38A	0	3600	2600
10	44A	0	1791	2560
11	24A	1000	2000	1600
12	32A	0	2400	2600
13	35A	0	2800	2600
14	20A	0	1000	2600
15	52A	1000	1600	1600

No.	Date	Description
B	27/06/2025	LANDSCAPE, TRAFFIC & SERVICES COORDINATION
A	16/06/2025	PRELIMINARY WINDOW SCHEDULE

Amendments

GILES TRIBE
Level 1, 1 Chandos Street
St Leonards 2065 NSW AUSTRALIA
t: 61 2 9314 5005
e: gtal@gilestribe.com.au
Giles Tribe Pty Ltd ABN 50 001259 507

Nominated Architects: Mark G Broadley [5823] Victor Schneider [11157]

Verify all dimensions on site prior to commencement of work.
Refer all discrepancies to the Architect for determination.
Use figured dimensions in preference to scaling.
This drawing is copyright and must not be retained, copied
or used without the written consent of Giles Tribe Architects.

Project:
RESIDENTIAL FLAT BUILDING
4+8 CHERRY ST

WARRAWEE

Drawing:
WINDOW SCHEDULE

Status:
DA SUBMISSION

Scale:		Job No.	Drawing No.	Rev.
Sheet Size:	A1	25025	DA701	B
Date:	13/05/2025			
Drawn:	OT	Reviewed:	VS	

D:\Users\olina\Documents\25025 - 4+8 Cherry St, Warrawee_OPTION 5_Olina.ThompsonADR2.rvt